


Nilkamal
India's Favourite Furniture



OPEN UP TO A
WIDE RANGE OF
PRODUCTS

INTRODUCING

SUPER
40


Nilkamal
India's Favourite Furniture

Head Office: Nilkamal Ltd., Nilkamal House, Street No. 14, MIDC,
Andheri (E), Mumbai - 400093. E-mail: furniture@nilkamal.com
Tel: 022 - 2681 8888 / 2836 1366 | Fax: 022 - 2835 3556.



WELCOME TO THE WORLD OF NILKAMAL

With a legacy of over 30 years, we are proud to be a 'Make in India' brand. That's why, every product we mould and craft, bears the stamp of excellence. We understand the diverse needs of customers. Hence, we offer a wide range of products to suit every home and owner's style.

We keep evolving our products in terms of design, style and comfort. We have new additions in seven product categories i.e. shoe racks, T.V. wall units, centre and study tables, bean bags, and office and visitor chairs. Come explore our exclusive portfolio.

SLIDE

SHOE RACK



FLOW

SHOE RACK



DUAL COLOUR COMBO



SPACE FOR 9+ PAIRS OF FOOTWEAR



100 MM LEG SPACE FOR EASE OF CLEANING



LOCKABLE SHUTTER



DUAL COLOUR COMBO



SPACE FOR 12+ PAIRS OF FOOTWEAR



100 MM LEG SPACE FOR EASE OF CLEANING



LOCKABLE SHUTTER



HANDLE LESS PUSH TO OPEN SHUTTER DESIGN



9 MM BACK PANEL



15 MM WIDTH PANEL FOR STURDINESS & DURABILITY



618(W) X 298(D) X 820(H) DIMENSIONS IN MM



DURABLE METAL HANDLES



9 MM BACK PANEL



15 MM WIDTH PANEL FOR STURDINESS & DURABILITY



616(W) X 298(D) X 870(H) DIMENSIONS IN MM



ITSY | Walnut & White

SHOE RACK



ITSY | Wenge & White

SHOE RACK



 DUAL COLOUR COMBO

 SPACE FOR 9+ PAIRS OF FOOTWEAR

 RAISED BOTTOM SHELF FOR EASE OF CLEANING


 15 MM WIDTH PANEL FOR STURDINESS & DURABILITY



 DUAL COLOUR COMBO

 SPACE FOR 9+ PAIRS OF FOOTWEAR

 RAISED BOTTOM SHELF FOR EASE OF CLEANING

 15 MM WIDTH PANEL FOR STURDINESS & DURABILITY



 OPEN SHELF DESIGN FOR EASY ACCESS

 COMPLETE KNOCKDOWN AND SPACE SAVER

 625(W) X 295(D) X 595(H) DIMENSIONS IN MM



 OPEN SHELF DESIGN FOR EASY ACCESS

 COMPLETE KNOCKDOWN AND SPACE SAVER

 625(W) X 295(D) X 595(H) DIMENSIONS IN MM

ITSY05 | Walnut & White

SHOE RACK



ITSY05 | Wenge & White


SHOE RACK



 DUAL COLOUR COMBO

 SPACE FOR 15+ PAIRS OF FOOTWEAR

 RAISED BOTTOM SHELF FOR EASE OF CLEANING


 15 MM WIDTH PANEL FOR STURDINESS & DURABILITY



 DUAL COLOUR COMBO

 SPACE FOR 15+ PAIRS OF FOOTWEAR

 RAISED BOTTOM SHELF FOR EASE OF CLEANING


 15 MM WIDTH PANEL FOR STURDINESS & DURABILITY



 OPEN SHELF DESIGN FOR EASY ACCESS

 COMPLETE KNOCKDOWN AND SPACE SAVER

 900(W) X 300(D) X 600(H) DIMENSIONS IN MM



 OPEN SHELF DESIGN FOR EASY ACCESS

 COMPLETE KNOCKDOWN AND SPACE SAVER

 900(W) X 300(D) X 600(H) DIMENSIONS IN MM

VESPER

Walnut & White


SHOE RACK



 DUAL COLOUR COMBO

 SPACE FOR 15+ PAIRS OF FOOTWEAR

 RAISED BOTTOM SHELF FOR EASE OF CLEANING

 15 MM WIDTH PANEL FOR STURDINESS & DURABILITY



 OPEN SHELF DESIGN FOR EASY ACCESS

 COMPLETE KNOCKDOWN AND SPACE SAVER

 840(W) X 300(D) X 900(H) DIMENSIONS IN MM

CLIVE

TV UNIT



 DUAL COLOUR COMBO
WHITE & WALNUT

 AMPLE STORAGE SPACE

 FREE FLOWING SLIDING SHUTTERS KEEPS ONE SIDE CLOSED AND FORMS A AESTHETIC ELEMENT

 643(W) X 630(D) X 1115/1215(H) DIMENSIONS IN MM

CASPIAN

White &
WALNUT

TV UNIT



DUAL COLOUR COMBO
WHITE & WALNUT

AMPLE STORAGE
SPACE

WIDE AREA
TO FIT 44" TV

1300(W) X 300(D) X 1095(H)
DIMENSIONS IN MM



PETRA

White &
VISCONTI

TV UNIT



DUAL COLOUR COMBO
WHITE & WALNUT

AMPLE STORAGE
SPACE

WIDE AREA
TO FIT 44" TV

1230(W) X 345(D) X 1210(H)
DIMENSIONS IN MM



PARSON

STUDY TABLE



 DUAL COLOUR COMBO
WHITE & WENGE

 SIDE TRAY HELPS IN
STORING QUICK
ACCESSIBLE ITEMS

 SIDE LOWER STORAGE
FOR NESTING CPU

 900(W) X 600(D) X 750(H)
DIMENSIONS IN MM



ALWIN

STUDY TABLE



 COMBINATION OF ENGINEERED
WOOD ON METAL

 COMES WITH A COMBINATION
OF MARBLE, WALNUT AND
VISCANTI FINISH

 FOOT REST FOR ADDITIONAL COMFORT & CAN
DOUBLE UP AS TEMPORARY STORAGE FOR BAGS



 EXTENSION TRAY FOR
PLACING KEYBOARD

 750(W) X 570(D) X 750(H)
DIMENSIONS IN MM

NEPTUNE

STUDY TABLE



ASHFORD

STUDY TABLE



BEAUTIFUL DUAL COLOUR COMBO FOR DISTINCT LOOK



FOLDABLE WRITING PAD WITH STORAGE SHELVES INSIDE



AMPLE STORAGE SPACE



PUSH-TO-OPEN STORAGE



ERGONOMIC WORKING HEIGHT



ERGONOMIC CUT IN THE DROP DOWN TABLE FOR EASE OF SITTING



1081(W) X 398(D) X 1200(H) DIMENSIONS IN MM



DUAL COLOUR COMBO



EASY MOVEMENT WITH LOCKABLE CASTORS



DRAWER FOR UTILITY STORAGE



ERGONOMIC WORKING HEIGHT



KEYBOARD TRAY



OPEN SHELF FOR CPU OR MULTIPURPOSE STORAGE



935(W) X 450(D) X 755(H) DIMENSIONS IN MM



GRACIE

CENTRE TABLE



BOTTOM SHELF FOR STORAGE



GLOSSY METAL LEGS
WITH POWDER CLEANING



PREMIUM MARBLE-LOOK TOP



STURDY DESIGN FOR
DURABILITY AND STABILITY



TOP EDGE CURVE MATCHING
WITH GLOSSY METAL LEGS



840(W) X 840(D) X 450(H)
DIMENSIONS IN MM

GRANITO

CENTRE TABLE



BOTTOM SHELF FOR STORAGE



GLOSSY METAL LEGS
WITH POWDER CLEANING



PREMIUM MARBLE-LOOK TOP



STURDY DESIGN FOR
DURABILITY AND STABILITY



TOP EDGE CURVE MATCHING
WITH GLOSSY METAL LEGS



900(W) X 600(D) X 450(H)
DIMENSIONS IN MM

ZORA

CENTER TABLE



AVAILABLE IN
WENGE COLOUR



SHELF ACT AS A STORAGE



COMPACT STURDY DESIGN



ORGANIC SHAPE WITH CURVY EDGES
PROVIDES MORE SAFETY



800(W) X 450(D) X 400(H)
DIMENSIONS IN MM

ODIN

CENTER TABLE



DUAL COLOUR
WHITE/WALNUT



SHELF ACT AS A STORAGE



COMPACT STURDY DESIGN



EXPAND 1 FEET TO GIVE MORE SPACE



1195(W) X 695(D) X 340(H)
DIMENSIONS IN MM

CALIDA

OFFICE CHAIR



 AVAILABLE IN
BLACK COLOUR

 PUSH BACK FOR BETTER COMFORT

 ADJUSTABLE SEAT HEIGHT MECHANISM

 CENTER TILT MECHANISM
WITH UPRIGHT LOCKING

 BIFMA CERTIFIED

 630(W) X 630(D) X 1000(H)
DIMENSIONS IN MM

OTIS

OFFICE CHAIR



 AVAILABLE IN
BLACK COLOUR

 PP FIXED ARMREST

 ADJUSTABLE SEAT HEIGHT MECHANISM

 CENTER TILT MECHANISM
WITH UPRIGHT LOCKING

 BIFMA CERTIFIED

 660(W) X 660(D) X 1040(H)
DIMENSIONS IN MM

TRAVIS HB

OFFICE CHAIR

SOLITAIRE MB

OFFICE CHAIR



AVAILABLE IN
BLACK COLOUR



PVC UPHOLSTERED
FIXED ARMREST



PAINTED ARMREST FOR
BETTER AESTHETIC



UPHOLSTERED WITH
ULTRA SOFT PVC



NYLON STAR BASE WITH DECORATIVE STRIP
FOR BETTER AESTHETICS



SEAT AND BACK CUSHION MADE OF
SOFT PU FOAM FOR EXTRA COMFORT



BIFMA CERTIFIED



CENTER TILT MECHANISM
WITH UPRIGHT LOCKING



NYLON CASTORS



630(W) X 730(D) X 1100/1200(H)
DIMENSIONS IN MM



AVAILABLE IN
BLACK COLOUR



PP FIXED ARMREST



NYLON STAR BASE WITH DECORATIVE STRIP
FOR BETTER AESTHETICS



ADJUSTABLE SEAT HEIGHT MECHANISM



BIFMA CERTIFIED



SEAT CUSHION MADE OF MOULDED FOAM
AND BACK TUBULAR FRAME UPHOLSTERED
WITH PVC



643(W) X 630(D) X 1115/1215(H)
DIMENSIONS IN MM

SOREN MB

OFFICE CHAIR



AVAILABLE IN
BLACK COLOUR

PP FIXED ARMREST

PUSH BACK FOR BETTER COMFORT

ADJUSTABLE SEAT HEIGHT MECHANISM

BIFMA CERTIFIED

643(W) X 630(D) X 1115/1215(H)
DIMENSIONS IN MM

MAZDA

VISITOR CHAIR



AVAILABLE IN
BLACK COLOUR

MADE OF STAINLESS STEEL

BOTH SEAT AND BACK REST HAS DIAMOND
QUILTING PATTERN FOR RICH AESTHETIC

IMPRESSIVE WEIGHT-BEARING CAPACITY

500(W) X 560(D) X 860(H)
DIMENSIONS IN MM

ARTEMIIS

FOLDING CHAIR



FROLIC

EASY CHAIR



AVAILABLE IN BROWN COLOUR

COLLAPSIBLE FOLDING CHAIR TO SAVE SPACE AND WHEN NOT NEED FOR SEATING

STAINLESS STEEL FRAME FOR LONG LASTING

560(W) X 550(D) X 840(H)
DIMENSIONS IN MM

AVAILABLE IN PURPLE/RED COLOUR

FABRIC EASY CHAIR FEATURING CUSHIONED NECK REST FOR ENHANCED COMFORT

ADJUSTABLE RECLINING MECHANISM

ADAPTABLE DESIGN OFFERS PERSONALIZED SEATING PREFERENCES

700(W) X 770(D) X 1160(H)
DIMENSIONS IN MM

BEAN BAGS



BEAN BAGS



DECORATIVE AND DESIGNER
PRINTED LEATHERETTE



MADE USING LEATHERETTE FABRIC
THAT IS FADE AND TEAR RESISTANT



READY TO USE BEAN BAG
WITH BEAN GRANULES FILLERS



PERFECT FOR BOTH INDOOR
AND OUTDOOR USE



WEIGHT WITH BEANS: 2.7 KG
WEIGHT WITHOUT BEANS: 1.1 KG



635(W)MM X 1066(H)MM
DIMENSIONS IN MM



DECORATIVE AND DESIGNER
PRINTED LEATHERETTE



MADE USING LEATHERETTE FABRIC
THAT IS FADE AND TEAR RESISTANT



READY TO USE BEAN BAG
WITH BEAN GRANULES FILLERS



PERFECT FOR BOTH INDOOR
AND OUTDOOR USE



WEIGHT WITH BEANS: 2.7 KG
WEIGHT WITHOUT BEANS: 1.1 KG



635(W)MM X 1066(H)MM
DIMENSIONS IN MM

ZEAL

CLOTH DRYER



SPACE SAVING VERTICAL DRYING
PROVISION FOR EXTRA CLOTHES



CAN HOLD UPTO 82FT OF DRYING SPACE
WITH ADDITIONAL SMALL CLOTH
HANGING SLOTS



ADJUSTABLE RACK POSITIONS FOR
FLEXIBLE DRYING



BOTTOM ADD-ON FOR DRYING
FOOTWEAR AND MESH FOR
DRYING SWEATER



1540(W)MM
X 1980(H)MM
X 700(D)MM
DIMENSIONS IN MM



MAXIMA

IRON BOARD



ANTI-SKID SHOES FOR UNRIVALLED
SURFACE GRIP AND STABILITY



STURDY MESH TOP WITH SAFETY
IRON REST AND WIRE HANGER



HIGH QUALITY MILD STEEL,
FABRIC AND FELT



FOLDABLE AND SPACE SAVING



1290(W)MM X 770(H)MM X 340(D)MM
DIMENSIONS IN MM

STELLAR 4STEP

LADDER



TOP HANDLE RAIL FOR BETTER SAFETY



ANTI-SKID SLEEP PROOF RUBBER COATED STEPS



ANTI-SKID SHOES WITH THICK BASE FOR BETTER SAFETY



WEIGHT BEARING CAPACITY UP TO 150KG



18.5(W)IN
X 59.44(H)IN
X 41.33(D)IN
DIMENSIONS IN INCHES



STELLAR 5STEP

LADDER



TOP HANDLE RAIL FOR BETTER SAFETY



ANTI-SKID SLEEP PROOF RUBBER COATED STEPS



ANTI-SKID SHOES WITH THICK BASE FOR BETTER SAFETY



WEIGHT BEARING CAPACITY UP TO 150KG



18.5(W)IN
X 59.44(H)IN
X 41.33(D)IN
DIMENSIONS IN INCHES

