



THE ITALIAN TOUCH. THE PERFECT COMPLEMENT TO AN INDIAN KITCHEN.



HOODS

- > HI-LIFE 02 - 03
- > I-SMART 04 - 05
- > EDS 06
- > VERTICAL 06
- > BLDC, AUTO CLEAN
FILTERLESS 07-08
- > ETB/BAFFLE FILTERS 09

HOBBS

- > DFS SERIES 10 - 12
- > PRO SERIES 13 - 15
- > CLASSIC SERIES 15 - 17
- > DT SERIES 18
- > SQUARE GRID SERIES 19 - 20
- > INOX SERIES 21

BUILT-IN APPLIANCES

- > BUILT-IN OVENS 22 - 23
- > BUILT-IN
MICROWAVE OVENS 23 - 24
- > BUILT-IN
COMBINATION OVENS 24
- > WARMER DRAWER 25
- > BARBEQUE/FRYER 25
- > BUILT-IN INDUCTIONS 25
- > COOKING RANGES 26
- > DISHWASHERS 26

COOKTOPS

- > TOP KNOB CROWN 27
- > SLIMLINE SPF 27
- > PATIO SPF 28
- > DT 28
- > VETRO 29
- > INOX/SS 29

HI-LIFE KITCHENHOODS



HI-LIFE (DOWN DRAFT)

NIKOLATESLA



Size: 83 x 51 x 21 cm
 Max airflow: 625 m³/h
 Filter: Grease
 Controls: 9s + B Touch
 Finish: Black Glass

Functions: 9 Power Level,
 Safety Shut Down,
 Child Lock, Timer,
 Power Booster,
 Residual Heat Indicator

DRAFT 90 SS



Size: 90 cm
 Max airflow: 1100 m³/h
 Filter: 1 Aluminium Filter
 Controls: Touch
 Finish: Stainless Steel + Glass
 Lighting: LED 2 x 1 W

HI-LIFE (WALL MOUNTED)

FEEL



Size: 80 cm
 Max airflow: 801 m³/h
 Filter: Grease
 Controls: E-motion
 Finish: Glass Colours
 Lighting: Strip LED 7W 4000k

SWEET



Size: 85 cm
 Filter: Grease
 Max airflow: 800 m³/h
 Controls: 3s + B Touch
 Finish: Copper, Peltrox, Cast Iron
 Lighting: Strip LED 7W 4000K

SPACE



Size: Ø 78 cm
 Max Air Flow: 750 m³/h
 Filter: Grease EDS3
 Controls: 3s + Digital
 Finish: Black/White Glass
 Lighting: Halo 2x20 W

HI-LIFE (CEILING MOUNTING)

EMPTY SKY



Size: 120 x 70 cm
Max airflow: 559-823 m³/h
Filter: Grease
Controls: 3s + B remote
Finish: White Cristalplant
Lighting: Strip LED

GLACIER 110 WH



Size: 110 cm
Max airflow: 1100 m³/h
Filter: Cassette
Controls: Electronic (Remote)
Finish: SS + White/Black Glass
Lighting: LED 2W x 4 = 8

HI-LIFE (HANGING)

INTERESTELLAR



Size: Ø 65 cm
Max airflow: 400 m³/h
Filter: Grease
Controls: 3s + B remote
Finish: Glass
Lighting:
Strip LED 9W + LED 2x20W 3500k

SHINING



Size: Ø 50 cm
Max airflow: 400 m³/h
Filter: Grease
Controls: 3s + B remote
Finish: Peltrox, Metal, Rust, Copper, Cast Iron
Lighting: LED 9W 3500K

HI-LIFE (ISLAND)

CIRCLE ISLAND 350 NERO



Size: Ø 35 cm
Max airflow: 1000 m³/h
Filter: Cassette
Controls: Soft Touch Electronic
Finish: Black
Lighting: LED 2 x 1 W
Also available in Stainless Steel Finish
Also available in Wall Mounted variant in Black Finish

HI-LIFE (UNDER CABINET)

METEORITE UC35 EDS PLUS



Size: 60/90 cm
Max Air Flow: T-1220 m³/h
Filter: 3D Filter, Controls: Touch
Finish: Black+ Black with Gray
Lighting: LED Strip
Technology: EDS

HOOD-UC 75 WH



Size: 75 cm
Max airflow: 1100 m³/h
Filter: Cassette
Controls: Touch Control with LED Display
Finish: White
Lighting: LED Panel 22 W
Also available in Black Finish

i-S.M.A.R.T. ... INVERTER ... KITCHEN HOODS

WITH BRUSHLESS DC MOTOR



Introducing Future Ready Chimneys
- The Elica **i-SMART** Range
with Inverter + Silent Motor Auto RPM Technology
which delivers **5 Star Performance**
for everything you need today and tomorrow.

POWER SAVINGS

UPTO
60%



POWERFUL SUCTION

EVEN WITH
30 FT
DUCTING



INTELLI SPEED

AUTO ADJUSTS
UPTO 2500 R.P.M.
FOR CONSISTENT
SUCTION



SUPER QUIET

DEEP
SILENCE 2.0
TECHNOLOGY



FLEXI VOLTAGE OPERATION

40V TO 280V
INCLUDING
HOME INVERTER



MOTION
SENSOR



WITH RPM
DISPLAY



LIFETIME
WARRANTY



IND
MADE
IN INDIA

i-SMART SUPER QUIET DEEP SILENCE 2.0

I SMART SPOT H6 EDS LTW NERO



Size: 60/90 cm
Filter: 3D Filter
Controls: Capacitive Touch Control
with Motion Sensor
Speed : 24 with RPM Display
Motor RPM (Max) : 2500

Input Power : 10 w
Finish: Black
Lighting: LED Lamps
Technology :
Inverter with Deep Silence 2.0
Warranty : Lifetime

I SMART GALAXY EDS LTW NERO



Size: 60/90 cm
Filter: 3D Filter
Controls: Capacitive Touch Control
with Motion Sensor
Speed : 25 with RPM Display
Motor RPM (Max) : 2500

Input Power : 10 w
Finish: Black
Lighting: LED Lamps
Technology :
Inverter with Deep Silence 2.0
Warranty : Lifetime

I SMART GLACE EDS LTW NERO



Size: 60/75/90 cm
Filter: 3D Filter
Controls: Capacitive Touch Control
with Motion Sensor
Speed : 24 with RPM Display
Motor RPM (Max) : 2500

Input Power : 10 w
Finish: Black
Lighting: LED Lamps
Technology :
Inverter with Deep Silence 2.0
Warranty : Lifetime

I SMART SPOT H4 EDS LTW NERO



Size: 60/90 cm
Filter: 3D Filter
Controls: Capacitive Touch Control
with Motion Sensor
Speed : 25 with RPM Display
Motor RPM (Max) : 2500

Input Power : 10 w
Finish: Black
Lighting: LED Lamps
Technology :
Inverter with Deep Silence 2.0
Warranty : Lifetime

i-SMART BAFFLE FILTER

I SMART SPOT H6 BF LTW NERO



Size: 60/90 cm
Filter: Baffle Filter
Controls: Capacitive Touch Control with Motion Sensor
Speed : 24 with RPM Display
Motor RPM (Max) : 2500

Input Power : 10 w
Finish: Black
Lighting: LED Lamps
Technology : Inverter
Warranty : Lifetime



i-SMART BAFFLE & CASSETTE FILTER

I SMART KITTY LTW 60/75 NERO



Size: 60/75 cm
Filter: Baffle & Cassette Filter
Controls: Capacitive Touch Control with Motion Sensor
Speed : 24 with RPM Display
Motor RPM (Max) : 2500

Input Power : 10 w
Finish: Black
Lighting: LED Lamps
Technology : Inverter
Warranty : Lifetime

I SMART GALAXY BF LTW NERO



Size: 60/90 cm
Filter: Baffle Filter
Controls: Capacitive Touch Control with Motion Sensor
Speed : 25 with RPM Display
Motor RPM (Max) : 2500

Input Power : 10 w
Finish: Black
Lighting: LED Lamps
Technology : Inverter
Warranty : Lifetime



i-SMART BAFFLE FILTER WITH HEAT AUTO CLEAN

I SMART GLACE HAC BF LTW NERO



Size: 60/75/90cm
Filter: 3D Filter
Controls: Capacitive Touch Control with Motion Sensor
Speed : 24 with RPM Display
Motor RPM (Max) : 2500

Input Power : 10 w
Finish: Black
Lighting: LED Lamps
Technology : Inverter with Heat Auto Clean
Warranty : Lifetime
Easy to Clean

I SMART GLACE TRIM BF 60 LTW NERO



Size: 60 cm
Filter: Baffle Filter
Controls: Capacitive Touch Control with Motion Sensor
Speed : 25 with RPM Display
Motor RPM (Max) : 2500

Input Power : 10 w
Finish: Black
Lighting: LED Lamps
Technology : Inverter
Warranty : Lifetime
Also available Island in 90cm



i-SMART FILTERLESS WITH HEAT AUTO CLEAN

I SMART EFL HAC 90 LTW



Size: 90cm
Filter: 3D Filter
Controls: Capacitive Touch Control with Motion Sensor
Speed : 24 with RPM Display
Motor RPM (Max) : 2000

Input Power : 100 w
Finish: Black
Lighting: LED Lamps
Technology : Inverter with Heat Auto Clean
Warranty : Lifetime
Easy to Clean
Also available in 60/75 cm

I SMART GLACE TRIM BF 903 LTW NERO



Size: 90 cm
Filter: 3 Baffle Filter
Controls: Capacitive Touch Control with Motion Sensor
Speed : 25 with RPM Display
Motor RPM (Max) : 2500

Input Power : 10 w
Finish: Black
Lighting: LED Lamps
Technology : Inverter
Warranty : Lifetime



EDS DEEP SILENCE KITCHENHOODS



KITTY SLIM EDS HE LTW T4V LED



Size: 60 / 90 cm
Filter: 3D Filter
Max Air Flow: T-1010 m³/h
Warranty : Lifetime

Controls: Touch T4V
Finish: Black Glass
Lighting: LED 2 X 2W

METEORITE EDS PLUS HE LTW 120 TOUCH LED S



Size: 120 cm
Filter: 3D Filter
Max Air Flow: T-1220 m³/h
Warranty : Lifetime

Controls: Touch 4 Speed
Finish: Black
Lighting: LED Strip

METEORITE EDS HE LTW T4V LED



Size: 60/90 cm
Filter: 3D Filter
Max Air Flow: T-1010 m³/h
Warranty : Lifetime

Controls: Touch T4V
Finish: SS + Black
Lighting: LED Lamp

GALAXY EDS HE LTW T4V LED



Size: 60/90 cm
Filter: 3D Filter
Max Air Flow: T-1010 m³/h
Warranty : Lifetime

Controls: Touch T4V
Finish: SS + Black Glass
Lighting: LED

SPOT H4 EDS HE LTW NERO T4V LED



Size: 60 / 90 cm
Filter: 3D Filter
Max Air Flow: T-1010 m³/h
Warranty : Lifetime

Controls: Touch T4V
Finish : Black
Lighting: LED 2 X 2W

SPOT H4 TRIM EDS HE LTW NERO T4V LED



Size: 60 / 90 cm
Filter: 3D Filter
Max Air Flow: T-1010 m³/h
Warranty : Lifetime

Controls: Touch T4V
Finish: Black
Lighting : LED 2 X 2W

GLACE EDS HE LTW BK NERO T4V LED



Size: 60 / 75 / 90 cm
Finish: Black
Lighting: 60 cm & 75cm-
LED Lamp, 90cm - LED Strip

Filter: 3D Filter
Max Air Flow: T-1010 m³/h
Controls: Touch T4V
Warranty : Lifetime

Select models available in EDS PLUS with 1220 m³/h Max Air Flow, Select models also available in Stainless Steel Finish

VERTICAL HOODS

GRACEFUL PLUS ETB



Size: 60 / 90 cm
Max airflow: 1220 m³/h
Filter: 1 Cassette, 1 Baffle
Warranty : Lifetime

Controls: Touch T4V
Finish: Black Glass
Lighting: LED 2 x 1.5W

KITTY ETB



Size: 60 / 80 cm
Max airflow: 1220 m³/h
Filter: 1 Cassette, 1 Baffle
Warranty : Lifetime

Controls: Touch T4V
Finish: Black Glass
Lighting: LED 2 x 1.5W

SLIM BLDC 60 NERO



Size : 60 cm
Max Air Flow: 1150 m³/h
Filter : 3 nos. AI Cassette
Control: 9 Speed Touch with BLDC Motor

Finish: Black
Lighting: LED 2 x 2 W
Easy to Clean

ALSO AVAILABLE IN ISLAND



BLDC, HEAT AUTO CLEAN & FILTERLESS KITCHENHOODS

BRUSH-LESS DC MOTOR + HEAT AUTO CLEAN + FILTERLESS KITCHENHOODS

EFL-S 611 BLDC HAC LTW VMS



Size : 60 cm
Max Air Flow: 1400 m³/h
Control: 9 Speed Motion with RPM Display
Heat Auto Clean Technology
Warranty : Lifetime on Motor & 2 Years Comprehensive
Also available in 75/90 cm

Finish: Black
Lighting: LED 2 x 1.5 W
BLDC Motor
Oil Collector
Easy to Clean

EFL-S 607 BLDC HAC LTW VMS



Size : 60 cm
Max Air Flow: 1400 m³/h
Control: 9 Speed Motion with RPM Display
Heat Auto Clean Technology
Warranty : Lifetime on Motor & 2 Years Comprehensive
Also available in 90 cm

Finish: Black
Lighting: LED 2 x 1.5 W
BLDC Motor
Oil Collector
Easy to Clean

BLDC FLCG 600 HAC LTW MS NERO



Size : 60 cm
Max Air Flow: 1425 m³/h
Control: 9 Speed Motion with RPM Display
Heat Auto Clean Technology
Warranty : Lifetime on Motor & 2 Years Comprehensive
Also available in 75/90 cm

Finish: Black
Lighting: LED
BLDC Motor
Oil Collector
Easy to Clean

BRUSH-LESS DC MOTOR + HEAT AUTO CLEAN KITCHENHOODS

WDAT HAC 60 MS BLDC NERO



Size : 60 cm
Max Air Flow: 1425 m³/h
Control: Touch with Motion Sensor, No RPM Display
Heat Auto Clean Technology
Warranty : 5 Years on Motor & 2 Years Comprehensive

Finish: Black
Filter: Baffle
Lighting: LED 1 X 1.5W
9 Speed BLDC Motor
Oil Collector
Easy to Clean
Also available in 75/90 cm

BLDC T HOOD HAC 60 LTW MS NERO



Size : 60 cm
Max Air Flow: 1400 m³/h
Control: Touch with Motion Sensor, No RPM Display
Warranty : Lifetime on Motor & 2 Years Comprehensive
Heat Auto Clean Technology

Finish: Black
Lighting: LED 1 X 1.5W
9 Speed BLDC Motor
Oil Collector
Easy to Clean
Also available in 90 cm

BLDC BLCG 903 HAC LTW MS NERO



Size : 90 cm
Max Air Flow: 1425 m³/h
Control: 9 Speed Motion with RPM Display
Heat Auto Clean Technology
Warranty : Lifetime on Motor & 2 Years Comprehensive

Finish: Black
Lighting: LED
9 Speed BLDC Motor
Oil Collector
Easy to Clean

FILTERLESS/HEAT AUTO CLEAN KITCHENHOODS



EFL GRACEFUL PLUS LTW



Size : 60/90 cm
Max Air Flow: 1425 m³/h
Control: Touch TC3V
Finish: Black
Warranty : Lifetime on Motor & 2 Years Comprehensive

Lighting: Long LED Lamp
Concealed Motor
Oil Collector
Easy to Clean

EFL-S 903 V 8PS PLUS



Size : 90 cm, Finish : Black glass, 8 Speed sliding Touch Control, Max Air Flow: 1150 (m³/h), Frequency changing brushless motor automatically changes its RPM corresponding to the change in suction pressure. Motor RPM display 60 seconds delay SHUT OFF function, Unique Air Exchange shut off function Long LED lamp (1 X 3W), Wider suction chamber entrance Larger SS oil collector cup, Duct cover with black glass front, Hassle free maintenance

EFL-S 607 LTW VMS



Size : 60/90 cm
Max Air Flow: 1200 m³/h
Control: 3 Speed Motion
Warranty : Lifetime on Motor
Also available in 90 cm

Finish: Black
Lighting: Long LED Lamp
Oil Collector, Easy to Clean

EFL-S 601 HAC LTW VMS



Size : 60 cm
Max Air Flow: 1200 m³/h
Control: 3 Speed Motion
Heat Auto Clean Technology
Warranty : Lifetime on Motor & 2 Years Comprehensive
Also available in 75/90 cm
Also available in 1310 m³/h Max Air Flow

Finish: Black
Lighting: LED 2 x 1.5 W
Oil Collector
Easy to Clean

FILTERLESS + HEAT AUTO CLEAN KITCHENHOODS

EFL 207 HAC LTW VMS 60



Size : 60 cm
 Max Air Flow: 1350 m³/h
 Control: 3 Speed Motion
 Heat Auto Clean Technology
 Warranty : Lifetime on Motor & 2 Years Comprehensive
Also available in 75 & 90 cm

Finish: Black
 Lighting: LED 2 x 1.5 W
 Oil Collector
 Easy to Clean

EFL-S 108 HAC LTW VMS 60



Size : 60 cm
 Max Air Flow: 1350 m³/h
 Control: 3 Speed Motion
 Heat Auto Clean Technology
 Warranty : Lifetime on Motor & 2 Years Comprehensive
Also available in 90 cm

Finish: Black
 Lighting: LED 2 x 1.5 W
 Oil Collector
 Easy to Clean

HEAT AUTO CLEAN KITCHENHOODS

WDAT HAC NERO



Size : 60 / 90 cm
 Filter: Baffle
 Max Air Flow: 1200 m³/h
 Heat Auto Clean Technology
 Warranty : 5 Years on Motor & 2 Years Comprehensive
Also available with Motion Control

Control: Touch
 Finish: Black
 Lighting: LED 1 X 1.5W

EFL-S 601 ULTRA HAC LTW VMS



Size : 60 cm
 Max Air Flow: 1500 m³/h
 Control: 3 Speed Motion
 Heat Auto Clean Technology
 Warranty : Lifetime on Motor & 2 Years Comprehensive
Also available in 75/90 cm

Finish: Black
 Lighting: LED 2 x 1.5 W
 Oil Collector
 Easy to Clean

WD TFL HAC MS NERO



Size: 60/90 cm
 Max Air Flow: 1425 m³/h
 Control: 3 Speed Motion
 Heat Auto Clean Technology
 Warranty : 5 Years on Motor & 2 Years Comprehensive

Finish: Black
 Lighting: LED 2 X 2W
 Oil Collector
 Easy to Clean

WDBF 606/906 HAC LTW MS NERO



Size : 60/90 cm
 Filter: Baffle
 Max Air Flow: 1200 m³/h
 Control: 3 Speed Motion,
 Heat Auto Clean Technology
 Warranty : Lifetime on Motor & 2 Years Comprehensive

Finish: Black
 Lighting: LED 2 X 1.5W
 Oil Collector
 Easy to Clean

FLCG PLUS LTW 600/900 HAC MS NERO



Size: 60/90 cm
 Max Air Flow: 1500 m³/h
 Control: 3 Speed Motion
 Heat Auto Clean Technology
 Warranty : Lifetime on Motor & 2 Years Comprehensive

Finish: Black
 Lighting: LED 2 x 1.5W
 Oil Collector
 Easy to Clean

WDFL 606/906 HAC MS NERO



Size: 60/90 cm
 Max Air Flow: 1200 m³/h
 Control: 3 Speed Motion
 Heat Auto Clean Technology
 Warranty : 5 Years on Motor & 2 Years Comprehensive

Finish: Black
 Concealed Motor
 Lighting: LED 2 X 1.5W
 SS Oil Collector
 Easy to Clean

WD TBF HAC 60 MS NERO



Size: 60/90 cm
 Baffle Filters
 Max Air Flow : 1425 m³/h
 Control: 3 Speed Motion,
 Heat Auto Clean Technology
 Warranty : 5 Years on Motor & 2 Years Comprehensive

Finish: Black
 Lighting: LED 2 X 2W
 Oil Collector
 Easy to Clean

FL 600 SPT HAC MS NERO



Size: 60 cm
 Max Air Flow: 1310 m³/h
 Control: 3 Speed Touch
 Heat Auto Clean Technology
 Warranty : 5 Years on Motor & 2 Years Comprehensive
Also available in 90 cm

Finish: Black
 Lighting: LED 2 x 1.5W
 Oil Collector
 Easy to Clean
 Concealed Motor

FL 600 SLIM HAC MS NERO



Size: 60 cm
 Max Air Flow: 1200 m³/h
 Control: 3 Speed Touch
 Heat Auto Clean Technology
 Warranty : 5 Years on Motor & 2 Years Comprehensive
Also available in 75/90 cm

Finish: Black
 Lighting: LED 2 x 1.5W
 Oil Collector
 Easy to Clean
 Concealed Motor

BFCG PLUS LTW 600/900 HAC MS NERO



Size: 60/90 cm
 Filter : Baffle
 Max Air Flow: 1500 m³/h
 Control: 3 Speed Motion,
 Heat Auto Clean Technology,
 Warranty : Lifetime on Motor & 2 Years Comprehensive

Finish: Black
 Lighting: LED 2 X 1.5W
 Oil Collector
 Easy to Clean

ETB/BAFFLE FILTER KITCHENHOODS

ETB WITH BAFFLE FILTER KITCHENHOODS

METEORITE ETB PLUS LTW T4V LED



Size : 60/90 cm
Max Air Flow: 1220 m³/h
Finish: SS + Black Black with Gray Glass
Filter: 3 Baffle
Control: Touch T4V
Lighting: LED 2 x 2W
Warranty : Lifetime

GLACE TRIM ETB PLUS LTW 903 T4V LED



Size : 90 cm
Max Air Flow: 1220 m³/h
Finish: SS with Transparent Glass
Filter: 3 Baffle
Control: Touch T4V
Lighting: LED 2 x 1.5W
Warranty : Lifetime

GALAXY ETB PLUS LTW T4V LED



Size : 60 / 90 cm
Max Air Flow: 1220 m³/h
Finish: SS + Black Glass
Warranty : Lifetime
Filter: Baffle
Control: Touch T4V
Lighting: LED 2 x 1.5W

GLACE SF ETB PLUS LTW 60 NERO



Size : 60 cm
Filter: Baffle
Max Air Flow: 1220 m³/h
Warranty : Lifetime
Control: Push Button
Finish: Black
Lighting: LED 2 x 1.5W

GLACE TF TRIM ETB PLUS LTW 60 NERO



Size : 60 cm
Max Air Flow: 1220 m³/h
Control: Touch T4V
Warranty : Lifetime
Also available in SS
Filter: Baffle
Control: Touch T4V
Finish: Black
Lighting: LED 2 x 2W

GLACE TF ETB PLUS LTW 60 NERO



Size : 60 cm
Max Air Flow: 1220 m³/h
Warranty : Lifetime
Also available in SS
Filter: Baffle
Control: Push Button
Finish: Black
Lighting: LED 2 x 2W

BAFFLE FILTER KITCHENHOODS

ESCG BF 60 NERO



Size : 60 cm
Filter: Baffle
Max Air Flow: 1100 m³/h
Control: Push Button
Finish: Black
Lighting: LED 2 x 1.5W

STRIP BF 60 NERO



Size : 60 cm
Max Air Flow: 880 m³/h
Also available in Stainless Steel Finish
Filter: Baffle
Control: Push Button
Lighting: LED
Finish: Black

STRIP CF 60 NERO



Size : 60 cm
Max Air Flow: 880 m³/h
Also available in Stainless Steel Finish
Filter: Cassette
Control: Push Button
Lighting: LED
Finish: Black

AH 260 BF



Size : 60 cm
Max Air Flow: 1100 m³/h
Finish: Stainless Steel/Black
Filter: Baffle
Control: Push Button
Lighting: LED

DH 260 BF NERO



Size : 60 cm
Max Air Flow: 1200 m³/h
Lighting: LED
Filter: Baffle
Control: Push Button
Finish: Black

FS 301



Size : 60 cm
Max Air Flow: 710 m³/h
Lighting: Incandescent
Also available in Black Finish
Filter: Baffle
Control: Push Button
Finish: Stainless Steel

CBF 602



Size : 60 cm
Max Air Flow: 670 m³/h
Lighting: LED 1 x 2W
Also available in Black Finish
Filter: Baffle
Control: Push Button
Finish: Stainless Steel

TNT 602 TOUCH BK



Size : 60 cm
Max Air Flow: 670 m³/h
Lighting: LED 2 x 1.5W
Filter: Baffle
Control: Touch
Finish: Black

 ALSO AVAILABLE IN ISLAND

DFS (DIRECT FLAME) PROTECT FB SERIES HOBS



DFS SERIES HOBS

DFS FB MFC 3B 70 DX



Built In Hob - 3 Burner 70 cm
Auto Electric Ignition
Round Metallic Designer Knobs
Full Brass Heavy Duty Direct Multi-flame burners
Fully Sealed Burner Cups with Vertical Injector
Cast Iron Pan Support with Heat Guard
Burners Powers - 4.3 kw x 2 , 2.9 kw x 1
Product Size mm (W x D x H) 700 x 525 x 123
Cutting Size mm (W x D x H) 645 x 475 x 55

Also available with Flame Failure Safety Device (FFD)

DFS FB MFC 4B 70



Built In Hob - 4 Burner 70 cm
Auto Electric Ignition
Round Metallic Designer Knobs
Full Brass Heavy Duty Direct Multi-flame burners
Fully Sealed Burner Cups with Vertical Injector
Cast Iron Pan Support with Heat Guard
Burners Powers -
4.3 kw x 1 , 3.5 kw x 1 , 2.9 kw x 1 , 1.7 kw x 1
Product Size mm (W x D x H) 700 x 525 x 123
Cutting Size mm (W x D x H) 645 x 475 x 55

Also available with Flame Failure Safety Device (FFD)
Above hob also available with 2 MFC DF Burner (DX)
Burners Powers - 4.3 kw x 2 , 2.9 kw x 2

DFS FB MFC 3B 90 DX



Built In Hob - 3 Burner 90 cm
Auto Electric Ignition
Round Metallic Designer Knobs
Full Brass Heavy Duty Direct Multi-flame burners
Fully Sealed Burner Cups with Vertical Injector
Cast Iron Pan Support with Heat Guard
Burners Powers - 4.3 kw x 2 , 2.9 kw x 1
Product Size mm (W x D x H) 900 x 425 x 123
Cutting Size mm (W x D x H) 860 x 385 x 55

Also available with Flame Failure Safety Device (FFD)

DFS (DIRECT FLAME) SERIES HOBS

DFS SERIES HOBS

DFS FB MFC 4B 91



Built In Hob - 4 Burner 90 cm
Auto Electric Ignition
Round Metallic Designer Knobs
Full Brass Heavy Duty Direct Multi-flame burners
Fully Sealed Burner Cups with Vertical Injector
Cast Iron Pan Support with Heat Guard
Burners Powers -
4.3 kw x 1 , 3.5 kw x 1, 2.9 kw x 1, 1.7 kw x 1
Product Size mm (W x D x H) 900 x 525 x 123
Cutting Size mm (W x D x H) 795 x 485 x 55

Also available with Flame Failure Safety Device (FFD)
Above hob also available with 2 MFC DF Burner (DX)
Burners Powers - 4.3 kw x 2 , 2.9 kw x 2

DFS SERIES FLXI HOB-TOP

FLEXI DFS FB 3B 75 DX



Flexi Hob-Top - 3 Burner 75 cm
Auto Ignition (Battery Operated)
Round Metallic Designer Knobs
Full Brass Heavy Duty Direct Multi-flame burners
Fully Sealed Burner Cups with Vertical Injector
Cast Iron Pan Support with Heat Guard
Burners Powers - 3.5 kw x 1 , , 2.9 kw x 1 , 1.7 kw x 1
Product Size mm (W x D x H)- 750 x 450 x 106
Cutting Size mm (W x D x H)- 715 x 414 x 50

FLEXI DFS FB 4B 70/90 TX



Flexi Hob-Top - 4 Burner 70/90 cm
Auto Ignition (Battery Operated)
Round Metallic Designer Knobs
Full Brass Heavy Duty Direct Multi-flame burners
Fully Sealed Burner Cups with Vertical Injector
Cast Iron Pan Support with Heat Guard
Burners Powers - 3.5 kw x 2, 2.9 kw x 1 , 1.7 kw x 1
Product Size mm (W x D x H) 700 x 520 x 106
Cutting Size mm (W x D x H) 660 x 480 x 50

Also available in 90 cm
Product Size mm (W x D x H) 900 x 525 x 120
Cutting Size mm (W x D x H) 860 x 485 x 55

DFS SERIES DUAL TONE FLEXI HOB-TOP

FLEXI DFS FB 375 DX DUAL TONE



Flexi Hob-Top - 3 Burner 75 cm
Auto Ignition (Battery Operated)
Round Metallic Designer Knobs
Full Brass Heavy Duty Direct Multi-flame burners,
Fully Sealed Burner Cups with Vertical Injector
Dual Tone Toughened Glass
Cast Iron Pan Support with Heat Guard
Burners Powers - 3.5 kw x 1, 2.9 kw x 1, 1.7 kw x 1
Product Size mm (WxDxH) 750 x 450 x 106
Cutting Size mm (WxDxH) 715 x 414 x 50

FLEXI DFS FB 470 TX DUAL TONE



Flexi Hob-Top - 4 Burner 70 cm
Auto Ignition (Battery Operated)
Round Metallic Designer Knobs
Full Brass Heavy Duty Direct Multi-flame burners,
Fully Sealed Burner Cups with Vertical Injector
Dual Tone Toughened Glass
Cast Iron Pan Support with Heat Guard
Burners Powers - 3.5 kw x 2, 1.7 kw x 2
Product Size mm (WxDxH) 700 x 520 x 106
Cutting Size mm (WxDxH) 660 x 480 x 50

FLEXI DFS FB 490 TX DUAL TONE



Flexi Hob-Top - 4 Burner 90 cm
Auto Ignition (Battery Operated)
Round Metallic Designer Knobs
Full Brass Heavy Duty Direct Multi-flame burners,
Fully Sealed Burner Cups with Vertical Injector
Dual Tone Toughened Glass
Cast Iron Pan Support with Heat Guard
Burners Powers - 3.5 kw x 2, 1.7 kw x 2
Product Size mm (WxDxH) 900 x 525 x 120
Cutting Size mm (WxDxH) 860 x 485 x 55

DFS SERIES SQUARE CAST IRON GRID FLEXI HOB-TOP

IND FLEXI FB 375 DX DFS



Flexi Hob-Top - 3 Burner 75 cm
Auto Ignition (Battery Operated)
Black Toughened Glass
Round Metallic Knobs
Full Brass Heavy Duty Direct Multi-flame burners
Fully Sealed Burner Cups with Vertical Injector
Cast Iron Pan Support
5 Years warranty on Glass, Burner & Valves
Burners Power: 2.9 kw x 2, 1.7 kw x 1
Product dimension (w x d x h) 750 x 450 x 106
Cutting dimension (w x d x h) 715 x 414 x 50

IND FLEXI FB 470 DX DFS



Flexi Hob-Top - 4 Burner 70 cm
Auto Ignition (Battery Operated)
Black Toughened Glass
Round Metallic Knobs
Full Brass Heavy Duty Direct Multi-flame burners
Fully Sealed Burner Cups with Vertical Injector
Cast Iron Pan Support
5 Years warranty on Glass, Burner & Valves
Burners Power: 2.9 kw x 2, 1.7 kw x 2
Product dimension (w x d x h) 700 x 520 x 106
Cutting dimension (w x d x h) 660 x 480 x 50

IND FLEXI FB 491 DX DFS



Flexi Hob-Top - 4 Burner 90 cm
Auto Ignition (Battery Operated)
Black Toughened Glass
Round Metallic Knobs
Full Brass Heavy Duty Direct Multi-flame burners
Fully Sealed Burner Cups with Vertical Injector
Cast Iron Pan Support
5 Years warranty on Glass, Burner & Valves
Burners Power: 2.9 kw x 2, 1.7 kw x 2
Product dimension (w x d x h) 900 x 525 x 120
Cutting dimension (w x d x h) 860 x 485 x 55

DFS (DIRECT FLAME) PROTECT AB SERIES HOBS

DFS AB SERIES FLEXI HOB-TOP



FLEXI DFS AB 3B 75 DX



Flexi Hob-Top - 3 Burner 75 cm
Auto Ignition (Battery Operated)
Round Metallic Knobs
Brass Heavy Duty Direct Multi-flame burners
Fully Sealed Burner Cups with Vertical Injector
Cast Iron Pan Support with Heat Guard
Burners Powers - 3.5 kw x 1, 2.9 kw x 1, 1.7 kw x 1
Product Size mm (W x D x H)- 750 x 450 x 106
Cutting Size mm (W x D x H)- 715 x 414 x 50

FLEXI DFS AB 4B 60 DX



Flexi Hob-Top - 4 Burner 60 cm
Auto Ignition (Battery Operated)
Round Metallic Knobs
Brass Heavy Duty Direct Multi-flame burners
Fully Sealed Burner Cups with Vertical Injector
Cast Iron Pan Support with Heat Guard
Burners Powers - 3.5 kw x 1, 2.9 kw x 1, 1.7 kw x 2
Product Size: mm (W x D x H) 600 x 525 x 106
Cutting Size: mm (W x D x H) 564 x 495 x 50

FLEXI DFS AB 4B 70 TX



Flexi Hob-Top - 4 Burner 70 cm
Auto Ignition (Battery Operated)
Round Metallic Knobs
Brass Heavy Duty Direct Multi-flame burners
Fully Sealed Burner Cups with Vertical Injector
Cast Iron Pan Support with Heat Guard
Burners Powers - 3.5 kw x 2, 2.9 kw x 1, 1.7 kw x 1
Product Size mm (W x D x H)- 700 x 520 x 106
Cutting Size mm (W x D x H)- 660 x 480 x 50

FLEXI DFS AB 4B 91 TX



Flexi Hob-Top - 4 Burner 90 cm
Auto Ignition (Battery Operated)
Round Metallic Knobs
Brass Heavy Duty Direct Multi-flame burners
Fully Sealed Burner Cups with Vertical Injector
Cast Iron Pan Support with Heat Guard
Burners Powers - 3.5 kw x 2, 2.9 kw x 1, 1.7 kw x 1
Product Size mm (W x D x H) 900 x 525 x 120
Cutting Size mm (W x D x H) 860 x 485 x 55


DFS IND AB SERIES FLEXI HOB-TOP

IND FLEXI AB 375 DX DFS




Flexi Hob-Top - 3 Burner 75 cm
Auto Ignition (Battery Operated)
Round Metallic Knobs
Brass Heavy Duty Direct Multi-flame burners
Fully Sealed Burner Cups with Vertical Injector
Cast Iron Pan Support
Burners Powers - 2.9 kw x 2, 1.7 kw x 1
Product dimension mm (w x d x h) 750 x 450 x 106
Cutting dimension mm (w x d x h) 715 x 414 x 50

IND FLEXI AB 470 DX DFS



Flexi Hob-Top - 4 Burner 70 cm
Auto Ignition (Battery Operated)
Round Metallic Knobs
Brass Heavy Duty Direct Multi-flame burners
Fully Sealed Burner Cups with Vertical Injector
Cast Iron Pan Support
Burners Powers - 2.9 kw x 2, 1.7 kw x 2
Product dimension mm (w x d x h) 700 x 520 x 106
Cutting dimension mm (w x d x h) 660 x 480 x 50

IND FLEXI AB 491 DX DFS



Flexi Hob-Top - 4 Burner 90 cm
Auto Ignition (Battery Operated)
Round Metallic Knobs
Brass Heavy Duty Direct Multi-flame burners
Fully Sealed Burner Cups with Vertical Injector
Cast Iron Pan Support
Burners Powers - 2.9 kw x 2, 1.7 kw x 2
Product dimension mm (w x d x h) 900 x 525 x 120
Cutting dimension mm (w x d x h) 860 x 485 x 55



DFS AB SERIES



DFS IND AB SERIES

PRO HOBS

PRO MAX FB HOBS

PRO MAX FB MFC 3B 70 DX FFD



Built In Hob - 3 Burner 70 cm
Auto Electric Ignition, Round Metallic Knobs
Full Brass Heavy Duty Multi-flame burners
Flame Failure Safety Device (FFD)
Pro Max Burner power 5 kw
Pro Max Burner diameter 140 mm
Burners Powers - 5 kw x 2 , 1.7 kw x 1
Product Size mm (W x D x H) 700 x 525 x 123
Cutting Size mm (W x D x H) 645 x 475 x 55

PRO MAX FB MFC 3B 75 DX FFD



Built In Hob - 3 Burner 75 cm
Auto Electric Ignition, Round Metallic Knobs
Full Brass Heavy Duty Multi-flame burners
Flame Failure Safety Device (FFD)
Pro Max Burner power 5 kw
Pro Max Burner diameter 140 mm
Burners Powers - 5 kw x 2 , 1.7 kw x 1
Product Size mm (W x D x H) 750 x 450 x 123
Cutting Size mm (W x D x H) 710 x 410 x 55

PRO MAX FB MFC 3B 90 DX FFD



Built In Hob - 3 Burner 90 cm
Auto Electric Ignition, Round Metallic Knobs
Full Brass Heavy Duty Multi-flame burners
Flame Failure Safety Device (FFD)
Pro Max Burner power 5 kw
Pro Max Burner diameter 140 mm
Burners Powers - 5 kw x 2 , 1.7 kw x 1
Product Size mm (W x D x H) 900 x 425 x 123
Cutting Size mm (W x D x H) 860 x 385 x 55

PRO MAX FB MFC 4B 91 DX FFD



Built In Hob - 4 Burner 90 cm
Auto Electric Ignition, Round Metallic Knobs
Full Brass Heavy Duty Multi-flame burners
Flame Failure Safety Device (FFD)
Pro Max Burner power 5 kw
Pro Max Burner diameter 140 mm
Burners Powers - 5 kw x 2 , 2.9 kw x 1 , 1.7 kw x 1
Product Size mm (W x D x H) 900 x 525 x 123
Cutting Size mm (W x D x H) 795 x 485 x 55

PRO MAX FB MFC 4B 70 DX FFD



Built In Hob - 4 Burner 70 cm
Auto Electric Ignition, Round Metallic Knobs
Full Brass Heavy Duty Multi-flame burners
Flame Failure Safety Device (FFD)
Pro Max Burner power 5 kw
Pro Max Burner diameter 140 mm
Burners Powers - 5 kw x 2 , 1.7 kw x 2
Product Size mm (W x D x H) 700 x 525 x 123
Cutting Size mm (W x D x H) 645 x 475 x 55

PRO MAX FB MFC 4B 100/120 DX FFD



Built In Hob - 4 Burner 100/120 cm
Auto Electric Ignition, Round Metallic Knobs
Full Brass Heavy Duty Multi-flame burners
Flame Failure Safety Device (FFD)
Pro Max Burner power 5 kw
Pro Max Burner diameter 140 mm
Burners Powers - 5 kw x 2 , 1.7 kw x 2
Product Size mm (W x D x H) 1000/1200 x 450/400 x 123
Cutting Size mm (W x D x H) 956/1113 x 410/362 x 55



DESIGNER METALLIC KNOB



PRO MAX BURNER



5 KW BURNER POWER
140 mm BURNER DIAMETER

Above models are also available without Flame Failure Device (FFD)

PRO FB HOBS (MULTI-FLAME CONTROL FULL BRASS BURNERS)

PRO FB MFC 1B 30 FFD



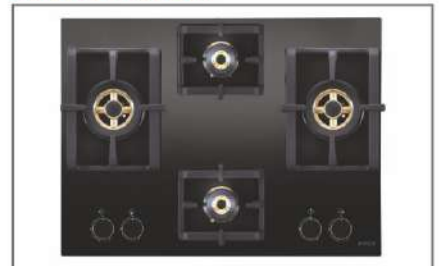
Built In Hob - 1 Burner 30 cm
Auto Ignition (Battery Operated)
Round Metallic Knobs
Full Brass Heavy Duty Multi-flame burner
Flame Failure Safety Device (FFD)
Ignition Plug with Brass Sleeve
Burner Powers : 4.0 kw x 1
Product Size mm (W x D x H) 300 x 498 x 123
Cutting Size mm (W x D x H) 265 x 460 x 55

PRO FB MFC 3B 70 DX FFD



Built In Hob - 3 Burner 70 cm
Auto Electric Ignition
Round Metallic Knobs
Full Brass Heavy Duty Multi-flame burners
Flame Failure Safety Device (FFD)
Ignition Plug with Brass Sleeve
Burners Powers : 4.0 kw x 2 , 1.7 kw x 1
Product Size mm (W x D x H) 700 x 525 x 123
Cutting Size mm (W x D x H) 645 x 475 x 55

PRO FB MFC 4B 70 DX FFD



Built In Hob - 4 Burner 70 cm
Auto Electric Ignition
Round Metallic Knobs
Full Brass Heavy Duty Multi-flame burners
Flame Failure Safety Device (FFD)
Ignition Plug with Brass Sleeve
Burners Powers : 4.0 kw x 2 , 1.7 kw x 2
Product Size mm (W x D x H) 700 x 525 x 123
Cutting Size mm (W x D x H) 645 x 475 x 55

PRO FB HOBS (MULTI-FLAME CONTROL FULL BRASS BURNERS)

PRO FB MFC 3B 75 DX FFD



Built In Hob - 3 Burner 75 cm
Auto Electric Ignition, Round Metallic Knobs
Full Brass Heavy Duty Multi-flame burners
Flame Failure Safety Device (FFD)
Ignition Plug with Brass Sleeve
Burners Powers : 4.0 kw x 2, 1.7 kw x 1
Product Size mm (WxDxH) 750 x 450 x 123
Cutting Size mm (WxDxH) 710 x 410 x 55

PRO FB MFC 4B 91 DX FFD



Built In Hob - 4 Burner 90 cm
Auto Electric Ignition, Round Metallic Knobs
Full Brass Heavy Duty Multi-flame burners
Flame Failure Safety Device (FFD)
Ignition Plug with Brass Sleeve
Burners Powers : 4.0 kw x 2, 2.9 kw x 1, 1.7 kw x 1
Product Size mm (WxDxH) 900 x 525 x 123
Cutting Size mm (WxDxH) 795 x 485 x 55

PRO FB MFC 3B 90 DX FFD



Built In Hob - 3 Burner 90 cm
Auto Electric Ignition, Round Metallic Knobs
Full Brass Heavy Duty Multi-flame burners
Flame Failure Safety Device (FFD)
Ignition Plug with Brass Sleeve
Burners Powers : 4.0 kw x 2, 1.7 kw x 1
Product Size mm (WxDxH) 900 x 425 x 123
Cutting Size mm (WxDxH) 860 x 385 x 55

PRO FB MFC 5B 90 MT FFD



Built In Hob - 5 Burner 90 cm
Auto Electric Ignition, Round Metallic Knobs
Full Brass Heavy Duty Multi-flame burners
Flame Failure Safety Device (FFD)
Ignition Plug with Brass Sleeve
Burners Powers : 4.0 kw x 2, 2.9 kw x 2, 1.7 kw x 2
Product Size mm (WxDxH) 900x525x123
Cutting Size mm (WxDxH) 795x485x55

PRO FB MFC 4B 100/120 DX FFD



Built In Hob - 4 Burner 100/120 cm
Auto Electric Ignition, Round Metallic Knobs
Full Brass Heavy Duty Multi-flame burners
Flame Failure Safety Device (FFD)
Ignition Plug with Brass Sleeve
Burners Powers : 4.0 kw x 2, 2.9 kw x 1 & 1.7 kw x 1
Product Size mm: (WxDxH) 1000/1200 x 450/400 x 123
Cutting Size mm: (WxDxH) 956/1113 x 410/362 x 55

Above models are also available without
Flame Failure Device (FFD)


PRO AB SERIES

PRO AB MFC 3B 70 DX



Built In Hob - 3 Burner 70 cm
Auto Electric Ignition, Metallic Round Knobs
Grids : Cast Iron
Multi Flame Control Advanced Brass Burners
Burners Powers 4.0 kw x 2, 1.7 kw x 1
Product Size mm (W x D x H) 700 x 525 x 123
Cutting Size mm (W x D x H) 645 x 475 x 55

PRO AB MFC 4B 70 DX



Built In Hob - 4 Burner 70 cm
Auto Electric Ignition, Metallic Round Knobs
Grids : Cast Iron
Multi Flame Control Advanced Brass Burners
Burners Powers 4.0 kw x 2, 1.7 kw x 2
Product Size mm (W x D x H) 700 x 525 x 123
Cutting Size mm (W x D x H) 645 x 475 x 55

PRO AB MFC 4B 91 DX



Built In Hob - 4 Burner 90 cm
Auto Electric Ignition, Metallic Round Knobs
Grids : Cast Iron
Multi Flame Control Advanced Brass Burners
Burners Powers 4.0 kw x 2, 2.9 kw x 1 & 1.7 kw x 1
Product Size mm (W x D x H) 900 x 525 x 123
Cutting Size mm (W x D x H) 795 x 485 x 55

FLEXI PRO FB SERIES

FLEXI PRO FB 3B 75 MT DX



Flexi Hob-Top - 3 Burner 75 cm
Auto Ignition (Battery Operated)
Metallic Round Knobs,
Full Brass Heavy Duty Multi-ring Burners
Cast Iron Pan Support with Matt Enamelling
Burners Powers- 2.9 kw x 2, 1.7 kw x 1
Product Size mm (W x D x H) 750 x 450 x 106
Cutting Size mm (W x D x H) 715 x 414 x 50

FLEXI PRO FB 4B 70 MT DX



Flexi Hob-Top - 4 Burner 70 cm
Auto Ignition (Battery Operated)
Metallic Round Knobs,
Full Brass Heavy Duty Multi-ring Burners
Cast Iron Pan Support with Matt Enamelling
Burners Powers- 2.9 kw X 2, 1.7 kw X 2
Product Size mm (W x D x H) 700 x 520 x 106
Cutting Size mm (W x D x H) 660 x 480 x 50

FLEXI PRO FB 4B 91 MT DX



Flexi Hob-Top - 4 Burner 90 cm
Auto Ignition (Battery Operated)
Metallic Round Knobs,
Full Brass Heavy Duty Multi-ring Burners
Cast Iron Pan Support with Matt Enamelling
Burners Powers- 2.9 kw X 2, 1.7 kw X 2
Product Size mm (W x D x H) 900 x 525 x 120
Cutting Size mm (W x D x H) 860 x 485 x 55

FLEXI PRO MAX AB HOBS (MULTI-FLAME CONTROL ADVANCED BRASS BURNERS)

FLEXI PRO MAX AB MFC 3B 70 DX




Flexi Hob-Top - 3 Burner 70 cm
Auto Ignition (Battery Operated)
Round Metallic Knobs
Multi-flame Control Advanced Brass burners
Burners Powers - 4.3 kw x 2 , 1.7 kw x 1
Product Size mm (W x D x H) 700 x 525 x 123
Cutting Size mm (W x D x H) 665 x 485 x 55
Dimensions of built-in hob with electric auto ignition
Product dimensions: (w x d x h) 700 x 525 x 123
Cutting dimensions: (w x d x h) 645 x 475 x 55

FLEXI PRO MAX AB MFC 4B 70 DX



Flexi Hob-Top - 4 Burner 70 cm
Auto Ignition (Battery Operated)
Round Metallic Knobs
Multi-flame Control Advanced Brass burners
Burners Powers - 4.3 kw x 2 , 1.7 kw x 2
Product Size mm (W x D x H) 700 x 525 x 123
Cutting Size mm (W x D x H) 665 x 485 x 55
Dimensions of built-in hob with electric auto ignition
Product dimensions: (w x d x h) 700 x 525 x 123 mm
Cutting dimensions: (w x d x h) 645 x 475 x 55 mm

FLEXI PRO MAX AB MFC 4B 91 DX



Flexi Hob-Top - 4 Burner 90 cm
Auto Ignition (Battery Operated)
Round Metallic Knobs
Multi-flame Control Advanced Brass burners
Burners Powers - 4.3 kw x 2 , 1.7 kw x 2
Product Size mm (W x D x H) 900 x 525 x 123
Cutting Size mm (W x D x H) 860 x 485 x 55
Dimensions of built-in hob with electric auto ignition
Product dimensions: (w x d x h) 900 x 525 x 123 mm
Cutting dimensions: (w x d x h) 795 x 485 x 55 mm

CLASSIC HOBS



CLASSIC FLEXI FB MFC SERIES

CLASSIC FLEXI FB MFC 3B 60 MT



Flexi Hob-Top - 3 Burner 60 cm
Auto Ignition (Battery Operated)
Round Metallic Knobs
Full Brass Heavy Duty Multi-flame burners
Burners Powers : 4.0 kw x 1, 2.9 kw x 1 & 1.7 kw x 1
Product Size mm (W x D x H) 600 x 525 x 120
Cutting Size mm (W x D x H) 565 x 475 x 55
Dimensions of built-in hob with electric auto ignition
Product dimensions: (w x d x h) 600 x 525 x 120 mm
Cutting dimensions: (w x d x h) 564 x 485 x 55 mm

CLASSIC FLEXI FB MFC 3B 70 MT



Flexi Hob-Top - 3 Burner 70 cm
Auto Ignition (Battery Operated)
Round Metallic Knobs
Full Brass Heavy Duty Multi-flame burners
Burners Powers : 4.0 kw x 1, 2.9 kw x 1 & 1.7 kw x 1
Product Size mm (W x D x H) 700 x 525 x 120
Cutting Size mm (W x D x H) 665 x 485 x 55
Dimensions of built-in hob with electric auto ignition
Product dimensions: (w x d x h) 700 x 525 x 120 mm
Cutting dimensions: (w x d x h) 645 x 475 x 55 mm

CLASSIC FLEXI FB MFC 4B 60 MT



Flexi Hob-Top - 4 Burner 60 cm
Auto Ignition (Battery Operated)
Round Metallic Knobs
Full Brass Heavy Duty Multi-flame burners
Burners Powers : 4.0 kw x 1, 2.9 kw x 1 & 1.7 kw x 2
Product Size mm (W x D x H) 600 x 525 x 120
Cutting Size mm (W x D x H) 564 x 485 x 55
Dimensions of built-in hob with electric auto ignition
Product dimensions: (w x d x h) 600 x 520 x 120 mm
Cutting dimensions: (w x d x h) 560 x 485 x 55 mm

CLASSIC FLEXI FB MFC SERIES

CLASSIC FLEXI FB MFC 4B 75/4B 90 R MT



Flexi Hob-Top - 4 Burner 75/90 cm
Auto Ignition (Battery Operated)
Round Metallic Knobs
Full Brass Heavy Duty Multi-flame burners
Burners Powers : 4.0 kw x 1, 2.9 kw x 1 & 1.7 kw x 2
Product Size mm (W x D x H) 750/900 x 525 x 120
Cutting Size mm (W x D x H) 710/860 x 485 x 55
Dimensions of built-in hob with electric auto ignition
Product dimensions: (w x d x h) 750/900 x 525 x 120 mm
Cutting dimensions: (w x d x h) 710/795 x 475/485 x 55 mm

CLASSIC FLEXI FB MFC 4B 70/4B 91 MT



Flexi Hob-Top - 4 Burner 70/90 cm
Auto Ignition (Battery Operated)
Round Metallic Knobs
Full Brass Heavy Duty Multi-flame burners
Burners Powers : 4.0 kw x 1, 2.9 kw x 1 & 1.7 kw x 2
Product Size mm (W x D x H) 700/900 x 525 x 120
Cutting Size mm (W x D x H) 665/860 x 485 x 55
Dimensions of built-in hob with electric auto ignition
Product dimensions: (w x d x h) 700/900 x 525 x 120 mm
Cutting dimensions: (w x d x h) 645/795 x 475/485 x 55 mm

CLASSIC FLEXI FB MFC 5B 90 MT



Flexi Hob-Top - 5 Burner 90 cm
Auto Ignition (Battery Operated)
Round Metallic Knobs
Full Brass Heavy Duty Multi-flame burners
Burners Powers : 4.0 kw x 1, 2.9 kw x 1 & 1.7 kw x 3
Product Size mm (W x D x H) 900 x 525 x 120
Cutting Size mm (W x D x H) 860 x 485 x 55
Dimensions of built-in hob with electric auto ignition
Product dimensions: (w x d x h) 900 x 525 x 120 mm
Cutting dimensions: (w x d x h) 795 x 485 x 55 mm

Above models are also available with Flame Failure Device (FFD)

CLASSIC FLEXI AB MFC SERIES

CLASSIC FLEXI AB MFC 3B 60 MT



Flexi Hob-Top - 3 Burner 60 cm
Auto Ignition (Battery Operated)
Round Metallic Knobs
Grids - Cast Iron
Multi Flame Control Advanced Brass Burners
Burners power : 4.0kw x 1, 2.9kw x 1, 1.7kw x 1
Product Size: mm (W x D x H) 600 x 520 x 120
Cutting Size: mm (W x D x H) 565 x 475 x 55
Dimensions of built-in hob with electric auto ignition
Product dimensions: (w x d x h) 600 x 525 x 120 mm
Cutting dimensions: (w x d x h) 564 x 485 x 55 mm

CLASSIC FLEXI AB MFC 4B 60 MT



Flexi Hob-Top - 4 Burner 60 cm
Auto Ignition (Battery Operated)
Round Metallic Knobs
Grids - Cast Iron
Multi Flame Control Advanced Brass Burners
Burners power : 4.0kw x 1, 2.9kw x 1, 1.7kw x 2
Product Size: mm (W x D x H) 600 x 520 x 120
Cutting Size: mm (W x D x H) 565 x 475 x 55
Dimensions of built-in hob with electric auto ignition
Product dimensions: (w x d x h) 600 x 520 x 120 mm
Cutting dimensions: (w x d x h) 560 x 485 x 55 mm

CLASSIC FLEXI AB MFC 3B 70 MT



Flexi Hob-Top - 3 Burner 70 cm
Auto Ignition (Battery Operated)
Round Metallic Knobs
Grids - Cast Iron
Multi Flame Control Advanced Brass Burners
Burners power : 4.0kw x 1, 2.9kw x 1, 1.7kw x 1
Product Size: mm (W x D x H) 700 x 525 x 120
Cutting Size: mm (W x D x H) 665 x 485 x 55
Dimensions of built-in hob with electric auto ignition
Product dimensions: (w x d x h) 700 x 525 x 120 mm
Cutting dimensions: (w x d x h) 645 x 475 x 55 mm

CLASSIC FLEXI AB MFC 3B 75 MT



Flexi Hob-Top - 3 Burner 75 cm
Auto Ignition (Battery Operated)
Round Metallic Knobs
Grids - Cast Iron
Multi Flame Control Advanced Brass Burners
Burners power : 4.0kw x 1, 2.9kw x 1, 1.7kw x 1
product Size: mm (W x D x H) 750 x 450 x 120
Cutting Size: mm (W x D x H) 715 x 415 x 55
Dimensions of built-in hob with electric auto ignition
Product dimensions: (w x d x h) 750 x 450 x 120 mm
Cutting dimensions: (w x d x h) 710 x 410 x 55 mm

CLASSIC FLEXI AB MFC 4B 70/91 MT



Flexi Hob-Top - 4 Burner 70/90 cm
Auto Ignition (Battery Operated)
Round Metallic Knobs
Grids - Cast Iron
Multi Flame Control Advanced Brass Burners
Burners power : 4.0kw x 1, 2.9kw x 1, 1.7kw x 2
Product dimensions: (w x d x h) 700/900 x 525 x 120 mm
Cutting dimensions: (w x d x h) 665/860 x 485 x 55 mm
Dimensions of built-in hob with electric auto ignition
Product dimensions: (w x d x h) 700/900 x 525 x 120 mm
Cutting dimensions: (w x d x h) 645/795 x 475/485 x 55 mm

CLASSIC FLEXI AB MFC 4B 75/90 MT



Flexi Hob-Top - 4 Burner 75/90 cm
Auto Ignition (Battery Operated)
Round Metallic Knobs
Grids - Cast Iron
Multi Flame Control Advanced Brass Burners
Burners power : 4.0kw x 1, 2.9kw x 1, 1.7kw x 2
Product dimensions: (w x d x h) 750/900 x 525 x 120 mm
Cutting dimensions: (w x d x h) 710/860 x 485 x 55 mm
Dimensions of built-in hob with electric auto ignition
Product dimensions: (w x d x h) 750/900 x 525 x 120 mm
Cutting dimensions: (w x d x h) 705/795 x 475/485 x 55 mm

Above models are also available with Flame Failure Device (FFD)

CLASSIC FLEXI AB MFC SERIES

CLASSIC FLEXI AB MFC 5B 90 MT



Flexi Hob-Top – 5 Burner 90 cm
 Auto Ignition (Battery Operated)
 Round Metallic Knobs, Grids - Cast Iron
 Multi Flame Control Advanced Brass Burners
 Burners power : 4.0kw x 1, 2.9kw x 1, 1.7kw x 3
 Product Size: mm (W x D x H) 900 x 525 x 120
 Cutting Size: mm (W x D x H) 860 x 485 x 55
Dimensions of built-in hob with electric auto ignition
 Product dimensions: (w x d x h) 900 x 525 x 120 mm
 Cutting dimensions: (w x d x h) 795 x 485 x 55 mm

Above models are also available with
 Flame Failure Device (FFD)

CLASSIC FLEXI FB (FULL BRASS BURNER) SERIES

CLASSIC FLEXI FB 4B 60 DX



Flexi Hob-Top - 4 Burner 60 cm
 Auto Ignition - Battery Operated
 Round Metallic Knobs, Heavy Duty Full Brass Burners
 Double Enameled Heavy Duty Cast Iron Grid
 Burners Powers 2.9 kw x 2, 1.7 kw x 2
 Product Size mm (W x D x H)- 600 x 520 x 120
 Cutting Size mm (W x D x H)- 560 x 485 x 55

CLASSIC FLEXI FB 4B 75 DX



Flexi Hob-Top - 4 Burner 75 cm
 Auto Ignition - Battery Operated
 Round Metallic Knobs
 Heavy Duty Full Brass Burners
 Double Enameled Heavy Duty Cast Iron Grid
 Burners Powers 2.9 kw x 2, 1.7 kw x 2
 Product Size mm (W x D x H)- 750 x 525 x 120
 Cutting Size mm (W x D x H)- 710 x 485 x 55

CLASSIC FLEXI AB (ADVANCE BRASS BURNERS) SERIES

CLASSIC FLEXI AB HCT 3B 75 DX



Flexi Hob-Top – 3 Burner 75 cm
 Auto Ignition (Battery Operated)
 Round Metallic Knobs, Grids - Cast Iron
 Multi Flame Control Advanced Brass Burners
 Burners power- 2.9kw x 2, 1.7kw x 1
 Product Size: mm (W x D x H) 750 x 450 x 106
 Cutting Size: mm (W x D x H) 715 x 414 x 50

CLASSIC FLEXI AB HCT 3B 60



Flexi Hob-Top – 3 Burner 60 cm
 Auto Ignition (Battery Operated)
 Round Metallic Knobs, Grids - Cast Iron
 Multi Flame Control Advanced Brass Burners
 Burners power- 2.9kw x 1, 1.7kw x 2
 Product Size: mm (W x D x H) 600 x 520 x 106
 Cutting Size: mm (W x D x H) 564 x 495 x 50

CLASSIC FLEXI AB HCT 4B 60



Flexi Hob-Top – 4 Burner 60 cm
 Auto Ignition (Battery Operated)
 Round Metallic Knob, Grids - Cast Iron
 Multi Flame Control Advanced Brass Burners
 Burners power- 2.9kw x 1, 1.7kw x 3
 Product Size: mm (W x D x H) 600 x 520 x 106
 Cutting Size: mm (W x D x H) 564 x 495 x 50

CLASSIC FLEXI AB HCT 4B 70 DX



Flexi Hob-Top – 4 Burner 70 cm
 Auto Ignition (Battery Operated)
 Round Metallic Knobs, Grids - Cast Iron
 Multi Flame Control Advanced Brass Burners
 Burners power- 2.9kw x 2, 1.7kw x 2
 Product Size: mm (W x D x H) 700 x 520 x 106
 Cutting Size: mm (W x D x H) 660 x 480 x 55



DT SERIES HOBS



DT FLEXI FB SERIES HOBS

DT FLEXI FB MFC 4B 60 SWIRL



Flexi Hob-Top - 4 Burner 60 cm
 Auto Ignition (Battery Operated)
 Full Brass Heavy Duty Multi Flame Burners, Grids: Cast Iron
 Burners Powers : 4.0 KW x 1, 2.2 KW x 2, 1.5 KW x 1
 Product Size mm (WxDxH) 600 x 520 x 120
 Cutting Size mm (WxDxH) 565 x 475 x 55
Dimensions of built-in hob with electric auto ignition
 Product dimensions: (w x d x h) 600 x 525 x 120 mm
 Cutting dimensions: (w x d x h) 560 x 485 x 55 mm

DT FB MFC 4B 65 SWIRL



Built-in Hob - 4 Burner 65 cm
 Auto Ignition (Battery Operated)
 Full Brass Heavy Duty Multi Flame Burners
 Grids: Cast Iron
 Burners Powers : 4.0 KW x 1, 2.2 KW x 2, 1.5 KW x 1
 Product Size mm (WxDxH) 650 x 525 x 120
 Cutting Size mm (WxDxH) 564 x 485 x 55

DT FLEXI FB MFC 3B 70 SWIRL



Flexi Hob-Top - 3 Burner 70 cm
 Auto Ignition (Battery Operated)
 Full Brass Heavy Duty Multi Flame Burners, Grids: Cast Iron
 Burners Powers : 4.0 KW x 1, 2.2 KW x 1, 1.5 KW x 1
 Product Size mm (WxDxH) 700 x 525 x 120
 Cutting Size mm (WxDxH) 665 x 485 x 55
Dimensions of built-in hob with electric auto ignition
 Product dimensions: (w x d x h) 700 x 525 x 120 mm
 Cutting dimensions: (w x d x h) 645 x 475 x 55 mm

DT FLEXI FB MFC 4B 70 SWIRL



Flexi Hob-Top - 4 Burner 70 cm
 Auto Ignition (Battery Operated)
 Full Brass Heavy Duty Multi Flame Burners, Grids: Cast Iron
 Burners Powers : 4.0 KW x 1, 2.2 KW x 2, 1.5 KW x 1
 Product Size mm (WxDxH) 700 x 525 x 120
 Cutting Size mm (WxDxH) 665 x 485 x 55
Dimensions of built-in hob with electric auto ignition
 Product dimensions: (w x d x h) 700 x 525 x 120 mm
 Cutting dimensions: (w x d x h) 645 x 475 x 55 mm

DT FLEXI FB MFC 4B 91 SWIRL



Flexi Hob-Top - 4 Burner 90 cm
 Auto Ignition (Battery Operated)
 Full Brass Heavy Duty Multi Flame Burners, Grids: Cast Iron
 Burners Powers : 4.0 KW x 1, 2.2 KW x 2, 1.5 KW x 1
 Product Size mm (WxDxH) 900 x 525 x 120
 Cutting Size mm (WxDxH) 860 x 485 x 55
Dimensions of built-in hob with electric auto ignition
 Product dimensions: (w x d x h) 900 x 525 x 120 mm
 Cutting dimensions: (w x d x h) 795 x 485 x 55 mm

Above Flexi Hob-Tops are also available with Electric Auto Ignition as Built-in variant

SQUARE GRID SERIES HOBS

FLEXI FB HCT SERIES

FLEXI FB HCT 375 DX



Flexi Hob-Top - 3 Burner 75 cm
Auto Ignition (Battery Operated)
Full brass heavy duty multi-ring burners
Grids - Cast Iron, Round Metallic Knobs
Burners Powers : 2.9 kw x 2, 1.7 kw x 1
Product Size mm (W x D x H) 750 x 450 x 120
Cutting Size mm (W x D x H) 715 x 414 x 50

FLEXI FB HCT 491 DX



Flexi Hob-Top - 4 Burner 90 cm
Auto Ignition (Battery Operated)
Full brass heavy duty multi-ring burners
Grids - Cast Iron, Round Metallic Knobs
Burners Powers : 2.9 kw x 2, 1.7 kw x 2
Product Size mm (W x D x H) 900 x 525 x 120
Cutting Size mm (W x D x H) 860 x 485 x 55

FLEXI FB HCT 475 DX



Flexi Hob-Top - 4 Burner 75 cm
Auto Ignition (Battery Operated),
Full brass heavy duty multi-ring burners
Grids - Cast Iron, Round Metallic Knobs
Burners Powers : 2.9 kw x 2, 1.7 kw x 2
Product Size mm (W x D x H) 750 x 525 x 120
Cutting Size mm (W x D x H) 710 x 485 x 55

FLEXI FB HCT 470 DX



Flexi Hob-Top - 4 Burner 70 cm
Auto Ignition (Battery Operated)
Full brass heavy duty multi-ring burners
Grids - Cast Iron, Round Metallic Knobs
Burners Powers : 2.9 kw x 2, 1.7 kw x 2
Product Size mm (W x D x H) 700 x 525 x 106
Cutting Size mm (W x D x H) 660 x 480 x 50



FLEXI AB HCT SERIES

FLEXI AB HCT 360



Flexi Hob-Top - 3 Burner 60 cm
Auto Ignition (Battery Operated),
Advanced Brass Burners
Grids - Cast Iron, Round Metallic Knobs
Burners Powers- 2.9 kw x 1, 1.7 kw x 2
Product Size mm (W x D x H) 600 x 520 x 106
Cutting Size mm (W x D x H) 564 x 495 x 50

FLEXI AB HCT 375 DX



Flexi Hob-Top - 3 Burner 75 cm
Auto Ignition (Battery Operated),
Advanced Brass Burners
Grids - Cast Iron, Round Metallic Knobs
Burners Powers- 2.9 kw x 2, 1.7 kw x 1
Product Size mm (W x D x H) 750 x 450 x 106
Cutting Size mm (W x D x H) 715 x 414 x 50

FLEXI AB HCT 460



Flexi Hob-Top - 4 Burner 60 cm
Auto Ignition (Battery Operated),
Advanced Brass Burners
Grids - Cast Iron, Round Metallic Knobs
Burners Powers- 2.9 kw x 1, 1.7 kw x 3
Product Size mm (W x D x H) 600 x 520 x 106
Cutting Size mm (W x D x H) 564 x 495 x 50

FLEXI AB HCT 470 DX



Flexi Hob-Top - 4 Burner 70 cm
Auto Ignition (Battery Operated),
Advanced Brass Burners
Grids - Cast Iron, Round Metallic Knobs
Burners Powers- 2.9 kw x 2, 1.7 kw x 2
Product Size mm (W x D x H) 700 x 520 x 106
Cutting Size mm (W x D x H) 660 x 480 x 50
ALSO AVAILABLE IN 90 CM
Product Size mm (W x D x H) 900 x 525 x 120
Cutting Size mm (W x D x H) 860 x 485 x 55



FLEXI MFC FB SWIRL SERIES

FLEXI MFC FB 370 SWIRL



FLEXI Hob -Top - 3 Burner 70 cm
Auto Ignition (Battery Operated),
Full Brass Heavy Duty Multi-flame burners
Grids - Cast Iron, Black Toughened Glass
Round Metallic Knobs
Burners Powers : 4 kw x 1, 2.2 kw x 1, 1.5 kw x 1
Product Size mm (W x D x H) 700 x 525 x 120
Cutting Size mm (W x D x H) 665 x 485 x 55

FLEXI MFC AB SERIES

FLEXI MFC AB 370 MT



FLEXI Hob -Top - 3 Burner 70 cm
Auto Ignition (Battery Operated),
Multi-flame Control Advance Brass burners
Grids - Cast Iron, Black Toughened Glass
Round Metallic Knobs
Burners Powers : 4 kw x 1, 2.9 kw x 1, 1.7 kw x 1
Product Size mm (W x D x H) 700 x 525 x 120
Cutting Size mm (W x D x H) 665 x 485 x 55

FLEXI AB HCT DUAL TONE SERIES

FLEXI AB HCT 375 DX DUAL TONE



Flexi Hob-Top - 3 Burner 75 cm
Auto Ignition (Battery Operated),
Advanced Brass Burners
Dual Tone Toughened Glass
Grids - Cast Iron, Round Metallic Knobs
Burners Powers- 2.9 kw x 2, 1.7 kw x 1
Product Size mm (W x D x H) 750 x 450 x 106
Cutting Size mm (W x D x H) 715 x 414 x 50

FLEXI MFC FB 470 SWIRL



FLEXI Hob -Top - 4 Burner 70 cm
Auto Ignition (Battery Operated),
Full Brass Heavy Duty Multi-flame burners
Grids - Cast Iron, Black Toughened Glass
Round Metallic Knobs
Burners Powers : 4 kw x 1, 2.2 kw x 2, 1.5 kw x 1
Product Size mm (W x D x H) 700 x 525 x 120
Cutting Size mm (W x D x H) 665 x 485 x 55

FLEXI MFC AB 470 MT



FLEXI Hob -Top - 4 Burner 70 cm
Auto Ignition (Battery Operated),
Multi-flame Control Advance Brass burners
Grids - Cast Iron, Black Toughened Glass
Round Metallic Knobs
Burners Powers : 4 kw x 1, 2.9 kw x 1, 1.7 kw x 2
Product Size mm (W x D x H) 700 x 525 x 120
Cutting Size mm (W x D x H) 665 x 485 x 55

FLEXI AB HCT 470 DX DUAL TONE



Flexi Hob-Top - 4 Burner 70 cm
Auto Ignition (Battery Operated),
Advanced Brass Burners
Dual Tone Toughened Glass
Grids - Cast Iron, Round Metallic Knobs
Burners Powers- 2.9 kw x 2, 1.7 kw x 2
Product Size mm (W x D x H) 700 x 520 x 106
Cutting Size mm (W x D x H) 660 x 480 x 50

FLEXI MFC FB 491 SWIRL



FLEXI Hob -Top - 4 Burner 90 cm
Auto Ignition (Battery Operated),
Full Brass Heavy Duty Multi-flame burners
Grids - Cast Iron, Black Toughened Glass
Round Metallic Knobs
Burners Powers : 4 kw x 1, 2.2 kw x 3
Product Size mm (W x D x H) 900 x 525 x 120
Cutting Size mm (W x D x H) 860 x 485 x 55

FLEXI MFC AB 491 MT



FLEXI Hob -Top - 4 Burner 90 cm
Auto Ignition (Battery Operated),
Multi-flame Control Advance Brass burners
Grids - Cast Iron, Black Toughened Glass
Round Metallic Knobs
Burners Powers : 4 kw x 1, 2.9 kw x 1, 1.7 kw x 2
Product Size mm (W x D x H) 900 x 525 x 120
Cutting Size mm (W x D x H) 860 x 485 x 55

FLEXI LOTUS DUAL TONE SERIES

FLEXI HCT 375 DX LOTUS BK DUAL TONE



FLEXI Hob -Top- 3 Burner 75 cm
Enameled Coated Burners
Grids - Cast Iron,
Round Mettalic Knobs
Burners Powers : 2.5 kw x 2, 1.7 kw x 1
Product Size mm (WxDxH) 750 x 450 x 106
Cutting Size mm (WxDxH) 715 x 414 x 50

FLEXI LOTUS SERIES

FLEXI HCT 375 DX LOTUS BK




FLEXI Hob -Top- 3 Burner 75 cm
Enameled Coated Burners
Grids - Cast Iron, Round Knobs BK
Burners Powers : 2.5 kw x 2, 1.7 kw x 1
Product Size mm (WxDxH) 750 x 450 x 106
Cutting Size mm (WxDxH) 715 x 414 x 50
Also available in 60 cm

FLEXI HCT 470 DX LOTUS BK



FLEXI Hob -Top - 4 Burner 70 cm
Enameled Coated Burners
Grids - Cast Iron, Round Knobs BK
Burners Powers- 2.5 kw x 2, 1.7 kw x 2
Product Size mm (WxDxH) 700 x 520 x 106
Cutting Size mm (WxDxH) 660 x 480 x 50
Also available in 60 cm


FLEXI HCT 470 DX LOTUS BK DUAL TONE



FLEXI Hob -Top - 4 Burner 70 cm
Enameled Coated Burners
Grids - Cast Iron
Round Mettalic Knobs BK
Burners Powers- 2.5 kw x 2, 1.7 kw x 2
Product Size mm (WxDxH) 700 x 520 x 106
Cutting Size mm (WxDxH) 660 x 480 x 50



INOX PRO FB MFC 3B 75 DX FFD



Built In Stainless Steel Hob
3 Burner 75 cm
Auto Electric Ignition,
Round Metallic Knobs
Full Brass Heavy Duty Multi-flame burners
Flame Failure Safety Device (FFD)
Ignition Plug with Brass Sleeve
Burners Powers : 4.0 kw x 2 , 1.7 kw x 1
Product Size mm (W x D x H) 750 x 450 x 123
Cutting Size mm (W x D x H) 710 x 410 x 55

INOX PRO FB MFC 4B 70 DX FFD



Built In Stainless Steel Hob
4 Burner 70 cm
Auto Electric Ignition,
Round Metallic Knobs
Full Brass Heavy Duty Multi-flame burners
Flame Failure Safety Device (FFD)
Ignition Plug with Brass Sleeve
Burners Powers : 4.0 kw x 2 , 1.7 kw x 2
Product Size mm (W x D x H) 700 x 525 x 123
Cutting Size mm (W x D x H) 645 x 475 x 55

INOX PRO FB MFC 4B 91 DX FFD



Built In Stainless Steel Hob
4 Burner 90 cm
Auto Electric Ignition,
Round Metallic Knobs
Full Brass Heavy Duty Multi-flame burners
Flame Failure Safety Device (FFD)
Ignition Plug with Brass Sleeve
Burners Powers : 4.0 kw x 2, 2.9 kw x 1, 1.7 kw x 1
Product Size mm (W x D x H) 900 x 525 x 123
Cutting Size mm (W x D x H) 795 x 485 x 55

INOX PRO FB MFC 5B 90 MT FFD



Built In Stainless Steel Hob
5 Burner 90 cm
Auto Electric Ignition,
Round Metallic Knobs
Full Brass Heavy Duty Multi-flame burners
Flame Failure Safety Device (FFD)
Ignition Plug with Brass Sleeve
Burners Powers : 4.0 kw x 1, 2.9 kw x 2, 1.7 kw x 2
Product Size mm (W x D x H) 900 x 525 x 123
Cutting Size mm (W x D x H) 795 x 485 x 55

Above models are also available without
Flame Failure Device (FFD)



BUILT-IN OVENS

MECHANICAL CONTROL



EPBI 880 MMF



60 cm Multifunction Built in Electric Oven with Convection.
Drop down door with front black glass finish
Net Oven Capacity 80 L
Maximum power: 2100 watts, • Energy efficiency class – A
Convection fan, Easy to clean internal enameled cavity
Top cooling fan, Halogen lamp, **Hydro clean function**
Default temperature & adjustable up to 250 degrees
Electronic clock timer with reminder function
3 level adjustable universal pan, 3 level adjustable wire shelf
3 layer full extension telescopic runners
Product dimensions: (w x d x h) 595 x 575 x 595 mm
Carcase dimensions: (w x d x h) 560 x 570 x 590 mm

EPBI 680 MMF



60 cm Multifunction Built in Electric Oven
Drop down door with front black glass finish
Net Oven Capacity 80 L
Maximum power: 2100 watts, • Energy efficiency class – A
Easy to clean internal enameled cavity
Top cooling fan, Halogen lamp, **Hydro clean function**
Default temperature & adjustable up to 250 degrees
Electronic clock timer with reminder function
3 level adjustable universal pan, 3 level adjustable wire shelf
3 layer full extension telescopic runners
Product dimensions: (w x d x h) 595 x 575 x 595 mm
Carcase dimensions: (w x d x h) 560 x 570 x 590 mm

EPBI 861 MMF / EPBI 961 MMF



60 cm Multifunction Built in Electric Oven with Convection. Energy Class A,
Net Oven Capacity 80 L, 8 cooking functions,
Mechanical Rotary Control Knobs,
Easy to clean Enamel Interior Cavity
Product Dimension mm (WxDxH) 595 x 575 x 595
Carcase Dimension mm (W x D x H) 560 x 570 x 590
Roteisserie available only on EPBI 961 MMF

EPBI 865/965 MMF



60 cm Multifunction Built in Electric Oven with Convection,
Net Oven Capacity 78 L, Knobs, 8 cooking functions,
Energy Class A, Mechanical Rotary Control ,
Easy to clean , Enamel Interior Cavity,
5 level adjustable universal pan & wire shelf
Product Dimension (W x D x H) 595 x 575 x 595
Carcase Dimension mm (WxDxH) 560 x 570 x 590
Roteisserie & 9 cooking functions available only in EPBI 965 MMF

EPBI INOX NERO 962 MMF



60 cm Multifunction Built in Electric Oven with Convection & Roteisserie (manual),
Drop down with front black stainless steel finish
Energy Class A, Net Oven Capacity 82 L,
Mechanical Rotary Control Knobs
8 cooking functions, Easy to clean Enamel Interior Cavity
Product Dimension mm (WxDxH) 595 x 547 596
Carcase Dimension mm(WxDxH) 560x 570 x 590

TOUCH CONTROL

EPBI 1161 MTC BK



60 cm Multifunction Built in Electric Oven with Convection & Roteisserie,
Energy Class A
Net Oven Capacity 80 L
12 cooking functions
Capacitive touch control with LED display
Easy to clean Enamel Interior Cavity
Product Dimension mm(WxDxH) 595 x 575 x 595
Carcase size mm (WxDxH) 560 x 570 x 590

EPBI INOX NERO 1164 TOUCH



60 cm Multifunction Built in Electric Oven with Convection & Roteisserie (manual), Enregy Class A+
Net Oven Capacity-82L
11 cooking Functions
Capacitive Touch Control with LED Display
Easy to Clean Enamel Interior Cavity
Product Dimension mm (WxDxH) 595 X 565 X 595
Carcase Dimension mm (WxDxH) 560 X 560 X 600

EPBI 1167 MTC BK



60 cm Multifunction Built in Electric Oven with Convection & Roteisserie, Drop down door with front black glass finish
Capacitive touch control with LED display, Energy Class A,
Net Oven Capacity 80 L, 11 cooking functions, Top cooling fan,
Easy to clean Enamel Interior Cavity, Default temperature &
adjustable up to 250 degrees, Halogen lamp,
Child lock function, Electronic clock timer with reminder
function, **Sabbath mode function**
Product dimensions: (w x d x h) 595 x 575 x 595 mm
Carcase dimensions: (w x d x h) 560 x 570 x 590 mm

DIGITALCONTROL

EPBI 1060 DMF



60 cm Multifunction Built in Electric Oven with Convection & Roteisserie, Energy Class A, Net Oven Capacity 80 L, 11 cooking functions, Electronic pop up rotary control with LED, display, Easy to clean Enamel Interior Cavity
Product Dimension mm (W x D x H) 595 x 575 x 595
Carcase Dimension mm (W x D x H) 560 x 570 x 590

EPBI 1064 DMF



60 cm Multifunction Built in Electric Oven with Convection & Roteisserie, Energy Class A, Net Oven Capacity 80 L, 11 cooking functions, Electronic pop up rotary control with LED display, Child lock function, Easy to clean Enamel Interior Cavity
Product Dimension mm (W x D x H) 595 x 575 x 595
Carcase Dimension mm (W x D x H) 560 x 570 x 590

EPBI 1063



60 cm Multifunction Built in Electric Oven with Convection & Roteisserie, Energy Class A, Net Oven Capacity 80 L, 11 cooking functions, Electronic pop up rotary control with LED display, Easy to clean Enamel Interior Cavity
Product Dimension mm (W x D x H) 595 x 575 x 595
Carcase Dimension mm(W x D x H) 560 x 570 x 590

EPBI 1062 TRIM DMF



60 cm Multifunction Built in Electric Oven with Convection & Roteisserie, Energy Class A, Net Oven Capacity 82 L, 10 cooking functions, Electronic pop up rotary control with LED display, Easy to clean Enamel Interior Cavity
Product Dimension mm (W x D x H) 595 x 575 x 595
Carcase Dimension mm (W x D x H) 560 x 570 x 590

COMBO OVEN + STEAM

EPBI COMBO STEAM OVEN 390



60 cm Multifunction Built in Oven with Steam Energy Efficiency Class - A, Net Oven Capacity 39 L, Fan Grill, Steam function, Convection, Grill, Child Lock function, Defrost, 1 Liter Water Tank, Convection Plus Steam, 48 Auto menu, Electronic Clock, Combine Cooking Type, Cooking End Signal, Overheat Protection, Short-Circuit Protection
Product Dimension mm (WxDxH) 595 x 525 x 454
Carcase Dimension mm (WxDxH) 560 x 550 x 450

BUILT-IN MICROWAVE OVENS

MICROWAVE + GRILL

EPBI MW 220



Built In Microwave with Grill Electronic control with LED display, Net Oven Capacity 22 L, 8 Auto cooking programs, 5 Microwave Power Levels, 245 mm glass turntable, Child Lock function
Product Dimensions mm(W x D x H) 594 x 343.5 x 388
Carcase Dimensions mm(W x D x H) 564 x 350 x 380

EPBI MW G25



Built-in Microwave with Grill Electronic Control with LED Display, Net Oven Capacity : 25L, Kitchen Timer, 8 Auto cooking programs, Multistage Cooking, Clock, 315 mm Glass Turn Table with Grill Rack, Child Safety Lock, Defrost by Weight/TiAdd 30 Sec., Cooking End Signal, Product Dimensions mm(W x D x H) 595 x 400 x 388
Cutout Dimensions mm(W x D x H) 564 x 500 x 380

EPBI MWO G28 TOUCH



Built In Microwave with Grill Capacitive touch control with LED display, Net Oven Capacity 28 L, 8 Auto cooking programs, 5 Microwave Power Levels, Child Lock function, 315 mm glass turntable, Product Dimensions mm(W x D x H) 595 x 401 x 388
Carcase Dimensions mm(Wx D x H) 564 x 500 x 380

EPBI MWO G25 INOX NERO



Built In Microwave with Grill, Capacitive touch control with LED display, Net Oven Capacity 25 L, Touch to Open, 8 Auto cooking programs, 5 Microwave Power Levels, 245 mm glass turntable, Child Lock function
Product Dimensions (W x D x H) 595 x 401 x 388
Carcase Dimensions mm (W x D x H) 564 x 500 x 380

EPBI MWO GL 220



Built In Microwave with Grill Touch control with LED display, Net Oven Capacity 22 L, Timer, Multistage Cooking, Defrost, Add 30 Sec Cooking End Signal, Child Lock function
Product Dimensions mm(W x D x H) 595 x 401 x 388
Carcase Dimensions mm(W x D x H) 564 x 500 x 380

EPBI MWO 360 DD



Built In Microwave with Drop Down Door Microwave + Grill, Touch control with LED display, Net oven capacity: 36 L, Full stainless steel cavity, **8 Auto cooking programs**, Speed cooking, 5 Microwave Power Levels, Combination Cooking, Glass turntable, Timer, Multistage cooking, Defrost by time & weight, Child Lock function
Product Dimensions mm(WxDxH) : 595 x 456 x 382
Carcase Dimensions mm(WxDxH) : 560 x 550 x 380

MICROWAVE + GRILL + CONVECTION

EPBI MW 250



Built In Microwave with Grill and convection, Energy Efficiency class - A, Net Oven Capacity 25 L, Electronic control with LED display
10 Auto cooking programs, 5 Microwave Power Levels
315 mm glass turntable, Child Lock function
Product Dimensions mm(W x D x H) 594 x 470 x 388
Carcase Dimensions mm(W x D x H) 564 x 550 x 380

EPBI MW 340



Built In Microwave with Grill and convection, Energy Efficiency class - A, Net Oven Capacity 34 L, Electronic control with LED display
10 Auto cooking programs, 5 Microwave Power Levels
315 mm glass turntable, Child Lock function
Product Dimensions mm(W x D x H) 595 x 467.5 x 388
Carcase Dimensions mm(W x D x H) 550 x 550 x 380

EPBI MWO 280 TOUCH BK/WHITE



Built In Microwave with Grill and convection, Energy Efficiency class - A, Net Oven Capacity 28 L, Capacitive touch control with LED display,
10 Auto cooking programs, 5 Microwave Power Levels
315 mm glass turntable, Child Lock function
Product Dimensions mm(W x D x H) 595 x 470 x 388
Carcase Dimensions mm(W x D x H) 564 x 550 x 380

COMBO OVEN + MICROWAVE



EPBI COMBO OVEN 50L



60 cms Multifunction Built in Electric Combination Oven, Energy Efficiency class - A, Net Oven Capacity 50 L, Child Lock function, 13 Auto preset programs, Two rotary pop-up knobs with 4 soft touch electronic controls with LED display, Grill combi with convection, 5 Microwave Power Levels, 360 mm glass turntable, Easy to clean internal SS cavity
Product Dimension mm (W x D x H) 595 x 570 x 455
Carcase Dimension mm(W x D x H) 565 x 560 x 455

EPBI COMBO OVEN TRIM 44L



60 cms Multifunction Built in Electric Combination Oven, Energy Efficiency class - A, Net Oven Capacity 44 L, Electronic pop up rotary control with LED display, 3D cooking function, 13 Auto preset programs, 5 Microwave Power Levels, Child Lock function
360 mm glass turntable, Easy to clean internal SS cavity
Product Dimension mm (W x D x H) 595 x 570 x 455
Carcase Dimension mm (W x D x H) 565 x 560 x 455

COMBI PAIRS OF OVEN & MWO



EPBI MWO 360 DD
+
EPBI 1167 MTC BK

EPBI MWO G25 INOX NERO
+
EPBI 1164 MTC INOX NERO

EPBI MWO G28 TOUCH
+
EPBI 861 MMF/EPBI 961 MMF

EPBI MWO 280 TOUCH BK
+
EPBI 1161 BK

EPBI MW G25
+
EPBI 1063

EPBI COMBO OVEN TRIM 44 L
+
EPBI 1062 TRIM DMF



WARMER DRAWER



EPBI WD 22L VETRO BK



Food Warming and Defrosting, 5 Temperature Setting Level,
Load Bearing - 25kg Max, Interior Volume - 22L,
140mm high Warming Drawer
Capacitive Touch Control, Cavity - Stainless Steel,
Temperature Range - 40-80 Degrees
Product Size mm (W x D x H) - 595 x 541 x 141
Carcass Size mm (W x D x H) - 560 x 560 x 146

BARBEQUE & FRYER



BARBEQUE NC30 INOX



Supply Voltage - 220-240v~ - 50/60 Hz
Installed Electric Power - 2.5 Kw
Removable Enamel Grid, Lava Stone
Product Size mm (WxDxH) 288 x 500 x 50
Cutting Size mm (WxDxH) 263 x 475 x 60

FRYER NC30 INOX



Supply Voltage - 220-240v~ - 50/60 Hz
Installed Electric Power - 1.6 Kw
A stainless steel basin with handles for easy lifting and cleaning, A chromium steel wire basket with folding handles, A protecting lid
Product Size mm (WxDxH) 288 x 500 x 120
Cutting Size mm (WxDxH) 263 x 475 x 160


INDUCTION HOB

EIH 22 30



2 Cooking Zones
Supply Voltage - 220-240v~, Installed Electric Power - 3500w
Touch Controls, Timer Control, Child Lock
9 Stage Power Setting, Pan Sensor, Residual Heat Indicators
Automatic Safety Switch off
Product Size mm (WxDxH) 288 x 520 x 56
Cutting Size mm (WxDxH) 268 x 500 x 60

EIH 42 60



4 Cooking Zones
Supply Voltage - 220-240v~, Touch Controls,
Installed Electric Power - 6400 - 7200 W, Pan Sensor,
Timer Control, Child Lock, 9 Stage Power Setting,
Automatic Safety Switch off, Residual Heat Indicators
Product Size mm (WxDxH) 590 x 520 x 60
Cutting Size mm (WxDxH) 560 x 490 x 65



WITH NO OPEN FLAMES,
YOUR KITCHEN IS CLOSED TO RIS

There are no open flames and the hob heats up only when there's a vessel kept on the glass surface. When the pot is placed on the induction zone, this magnetic field transfers heat directly to the cooking pan, and only the pot gets heated. If there's no contact with a pot, the heating stops automatically.

COOKING RANGES



F 9502 XGRH



Free standing cooking range, 2 triple ring, one rapid, One semi rapid & one auxiliary burner, Oven capacity 110 ltrs, Control with safety device Oven and grill with thermostatic valve, Timer, oven lamp, Rotesserie to heat the food uniformly From all sides, cast iron grids, Top hob & front with 304 Stainless steel, Full auto ignition, Accessories: Wire rack, wok grill & enamelled tray
Product Size mm : 900 x 610 x 855

F 3402 WGVH SS



Free standing cooking range
One rapid, two semi rapid & one auxiliary burner,
Single pcs gas oven cavity for better performance,
Oven capacity 52 ltrs, Oven and grill with thermostatic valve control with safety device, Timer, oven lamp,
Enemelled grids, Top hob and front with 304 stainless steel,
Push button auto ignition
Accessories: oven wire grid & enamelled tray
Product Size mm : 500 x 550 x 855

F 3402 NGRB BK



Free standing cooking range
One rapid, two semi rapid & one auxiliary burner,
Single pcs gas oven cavity for better performance,
Oven capacity 52 ltrs, Oven and grill with thermostatic valve control with safety device, Enemelled grids,
Top hob and front with 304 stinless steel
Accessories: oven wire grid & enamelled tray
Product Size mm : 500 x 550 x 855

F 6402 ZGRH



Free standing cooking range, 1 triple ring, two semi rapid & One auxiliary burner, Single pcs oven cavity for better performance, Oven capacity 54 ltrs, Oven and grill with thermostatic valve control with safety device, Rotesserie to heat the food uniformly from all sides, Timer, oven lamp, Enemelled grids, Top hob and front with 304 stainless steel, Push button auto ignition
Accessories: wire rack, wok grill & enamelled tray
Product Size mm : 600 x 630 x 855

DISHWASHERS



WQP 12 - 7605V SS



60 cm Free Standing Dishwasher
Soft Touch Electronic Control, 2 LED displays
(top for operating & front LED display for monitoring wash cycle) 5, Wash Programmes, 12 Plate Settings, Half Load, Hidden Heating Element, Pocket Handle
Product Dimensions mm (W x D x H) 598 x 600 x 845

WQP 12 - 7735 HR



60 cm Semi Built In Dishwasher
Soft Touch LED Control, 3 Layer Cutlery Drawer, Half Load, Pocket Handle, 14 Plate Settings, 6 Wash Programmes, Delay Timer : 3/6/9/12 Hours, Hidden Heating Element
Product Dimensions mm (W x D x H) 598 x 570 x 815
Carcase Dimensions Size mm (W x D x H) 600 x 580 x 820

WQP 12 - 7711



60 cm Built In Dishwasher
Soft Touch Electronic Control, 6 Wash Programmes, 12 Plate Settings, Delay Timer : 3/6/9 HOURS, Half Load, Hidden Heating Element
Product Dimensions mm (W x D x H) 598 x 550 x 815
Carcase Dimensions mm (W x D x H) 600 x 580 x 820

WQP 12 - 7713 M



60 cm Built In Dishwasher
Soft Touch LED Control with LED Display, 14 Plate Settings 8 Wash Programmes, 3 Layer Cutlery Drawer, 24 hrs Delay start, Half Load, Hidden, Heating Element
Product Dimensions mm (W x D x H) 598 x 600 x 815
Carcase Dimensions mm (W x D x H) 600 x 550 x 815

COOKTOPS

TOP KNOB SERIES



773 CT VETRO (TKN CROWN DT SERIES)



Top knob Glass Cooktop - 3 Burner 75 cm
 Forged Brass Burner, Ultra Slim Frame
 Burners - 1 Jumbo, 1 Medium, 1 Small
 Crown Shape Euro Coated Pan Support
 Round Metallic Knob, European Gas Valves
 Dual Tone Toughened Glass
 Product Size mm (W x D) 750 x 455

694 CT VETRO 2J (TKN CROWN DT SERIES)



Top knob Glass Cooktop - 4 Burner 70 cm
 Forged Brass Burner, Ultra Slim Frame
 Burners - 2 Jumbo, 1 Medium, 1 Small
 Crown Shape Euro Coated Pan Support
 Round Metallic Knob, European Gas Valves
 Dual Tone Toughened Glass
 Product Size mm (W x D) 700 x 560

904 CT VETRO 2J (TKN CROWN DT SERIES)



Top knob Glass Cooktop- 4 Burner 88 cm
 Forged Brass Burner, Ultra Slim Frame
 Burners - 2 Jumbo, 1 Medium, 1 Small
 Crown Shape Euro Coated Pan Support
 Round Metallic Knob, European Gas Valves
 Dual Tone Toughened Glass
 Product Size mm (W x D) 880 x 525



FORGED BRASS BURNER



DUAL TONE TOUGHENED GLASS



CROWN SHAPE PAN SUPPORT



ROUND METALLIC KNOBS



DOUBLE DRIP TRAY

Above cooktops are also available with Auto-Ignition (Battery Operated)

SLIMLINE SPF SERIES



773 CT VETRO (SLIMLINE SPF)



Slim Line SPF Glass Cooktop, 3 Burners 77 cm
 Heavy Duty Forged Brass Burners
 Burners: 1 Jumbo, 1 Medium, 1 Small
 Black Toughened Glass, Ultra Slim Frame
 Grids: Square Eurocoated
 Product Size mm (W x D) 770 x 470

694 CT VETRO (SLIMLINE SPF)



Slim Line SPF Glass Cooktop, 4 Burners 69 cm
 Heavy Duty Forged Brass Burners
 Burners: 2 Jumbo, 1 Medium, 1 Small
 Black Toughened Glass, Ultra Slim Frame,
 Grids: Square Eurocoated
 Product Size mm (W x D) 690 x 550



ULTRA SLIM FRAME

SLIMLINE SPF SERIES FRAME



FORGED BRASS BURNER

COOKTOPS

PATIO SPF SERIES

PATIO ICT 773 BLK (SPF SERIES)



Glass Cooktop with Jumbo Burner, 3 Burners 77 cm
Heavy Duty Forged Brass Burners
Burners: 1 Jumbo, 1 Medium, 1 Small
Black Toughened Glass, Ultra Slim Frame, Grids: Square,
Product Size mm (W x D) 770 x 470

PATIO ICT 469 BLK S (SPF SERIES)



Glass Cooktop with Jumbo Burner, 4 Burners 69 cm
Heavy Duty Forged Brass Burners
Burners: 2 Jumbo, 1 Medium, 1 Small
Black Toughened Glass, Ultra Slim Frame, Grids: Square
Product Size mm (W x D) 690 x 570



FORGED BRASS BURNER

Above cooktops are also available with Auto-Ignition (Battery Operated)

DT (DOUBLE DRIP TRAY) SERIES

773 CT VETRO (DT SERIES)



DT Glass Cooktop 3 Burners 77 cm
Burners - 1 Jumbo 1 Medium, 1 Small
Grids - Round Eurocoated
Product Size mm (W x D) 770 x 470

694 CT VETRO (DT SERIES)



DT Glass Glass Cooktop 4 Burners 69 cm
Burners - 1 Jumbo 1 Medium, 2 Small
Grids - Round Eurocoated
Product Size mm (W x D) 690 x 570

594 CT VETRO 1J (DT SERIES)



DT Glass Glass Cooktop 4 Burners 59 cm
Burners - 1 Jumbo 1 Medium, 2 Small
Grids - Round Eurocoated
Product Size mm (W x D) 585 x 560

774 CT VETRO BK 2J (DT SERIES)



Glass Glass Cooktop 4 Burners 77 cm with
Low Depth & Double Drip Tray
Burners - 2 Jumbo 1 Medium, 1 Small
Grids - Round Eurocoated
Product Size mm (W x D) 770 x 450

PATIO ICT 469 BLK S (DT SERIES)



DT Glass Glass Cooktop,
4 Burners 60 cm
Burners - 1 Large, 1 Medium, 2 Small
Grids - Round Eurocoated
Product Size mm (W x D) 690 x 570

DOUBLE DRIP TRAY ASSEMBLY



Above DT Series cooktops are also available with Auto-Ignition (Battery Operated)



CREST SERIES



CREST 370 J NERO



Glass Cooktop - 3 Burner 70 cm
Forged Brass Burners
 Burners - 1 Jumbo, 1 Medium, 1 Small
Euro Coated Crown Design Pan Support,
 Toughened Glass
 Designer Metal Knobs
Black finish Drip Tray
 Product Size W x D mm - 700 x 410


CREST 460 J NERO



Glass Cooktop - 4 Burner 70 cm
Forged Brass Burners
 Burners - 1 Jumbo, 1 Medium, 2 Small
Euro Coated Crown Design Pan Support,
 Toughened Glass
 Designer Metal Knobs
Black finish Drip Tray
 Product Size W x D mm - 590 x 560



**FORGED
BRASS BURNERS**



**CROWN PAN SUPPORT
WITH BLACK DRIP TRAY**



**DESIGNER
METAL ROUND KNOBS**

VETRO SERIES

662 CT VETRO



Glass Cooktop , 2 Burners 66 cm
 Burners - 1 Medium, 1 Small
 Grids - Round Eurocoated
 Product Size mm (W x D) 660 x 340

703 CT VETRO BK/SS



Glass Cooktop, 3 Burners 70 cm
 Burners - 2 Medium, 1 Small
 Grids - Round Eurocoated
 Product Size mm (W x D) 700 x 410

594 CT VETRO BK



Glass Cooktop, 4 Burners 60 cm
 Burners - 2 Medium, 2 Small
 Grids - Round Eurocoated
 Product Size mm (W x D) 585 x 560

INOX (STAINLESS STEEL) SERIES

INOX 753 SS



Stainless Steel Cooktop, 3 Burners 75 cm
 Burners - 1 Large, 1 Medium, 1 Small
 Grids - Round Eurocoated
 Product Size mm (W x D) 730 x 450

INOX 604 SS



Stainless Steel Cooktop, 4 Burners 60 cm
 Burners - 2 Medium, 2 Small
 Grids - Round Eurocoated
 Product Size mm (W x D) 590 x 500
 Also available with Jumbo Burner

INOX 713 SB



Stainless Steel Cooktop
 3 Burners 70 cm
 Burners - 1 Large, 1 Medium, 1 Small
 Grids - Round Power Coated
 Product Size mm (W x D) 700 x 415



Elica PB Whirlpool Kitchen Appliances Private Limited
(Formerly Known as Elica PB India Private Limited)

37/1/1, Kondhwa Pisoli Road, Pisoli, Pune - 4110 60.
Maharashtra, India | Telephone: 1800 233 0007

website : www.elicaindia.com

