

# GLEN

Live Better !

## PRICE LIST 2022



an exhaustive range of kitchen appliances designed to make your cooking a real pleasure

live!  
better!

Our commitment is big,  
even in the smallest details.

Glen stands for technology, quality and 100% perfection.

It's the details that count.

Glen in every detail means that our appliances represent uncompromising quality, technical perfection and maximum reliability. That's why, with Glen appliances your kitchen stays fresh, your every meal is cooked to perfection and your dishes are sparkling clean. All this comes with unmatched energy efficiency, making Glen an ideal partner for the well-being of you and your family.

## c o n t e n t s

### CHIMNEYS

Designer Island Hoods	2
BLDC Motor	6
Filter-less with Motion Sensor	10
Chimney with Heat Auto Clean	12
Designer Hoods	14
Straight Line	22

### OVENS

Built-in Microwaves	24
Built-in Ovens	26

### BUILT-IN HOBS

With Flame Failure Device	28
With Total Brass Burners	32
With Double Ring Forged Brass With Burners	35
With Double Ring Italian Burners	37
With Double Ring Brass Burners	40
With Sealed Burners	41

### FREE STANDING HOBS / HOB TOPS

With Forged Brass Burners	42
With Double Ring Italian Burners	43
With Double Ring Forged Brass Burners	44

### GLASS COOKTOPS

With Ultra Slim	48
With Flame Failure Device	50
With Square Pan Support	53
With Mirror Finish	54
With Forged Brass Burners	56
With Brass Burners & Alloy Burners	58

### STAINLESS STEEL COOKTOPS

63

### COOKING RANGES

64

### DISHWASHER

65



Designer Island Hoods  
Bold, distinctive  
and stunning  
performance

A well-engineered hood does more than just help to capture odours from your kitchen. It's the centre-piece of your kitchen and serves as the visual focal point.

Bold and distinctive, suspended over the central island unit, these hoods make for a stunning focal point in your kitchen. In this free-standing unit, stainless steel and glass come together to create a highly stylish yet functional piece that delivers an equally stunning performance.

CH 6052 TS Island

### Touch Sensor Control

Island hood

900 mm	1200 mm
69,995/-	84,995/-

#### Features

- Touch sensor control panel
- Auto-off function
- PDCA housing
- Baffle filter
- Energy saving 4x1.5 W LED lights (6x1.5 W - 120 cm)
- Powerful Italian motor with TOP
- Life time warranty

#### Performance

Airflow 1250 m<sup>3</sup>/h

(Also available with push button control, 4x2 W lights in 90 cm | 52,995/-)

CH 1036 Island



- **Push button control, Baffle filter, PDCA housing**  
 - Energy saving 4x2 W LED lights, Powerful Italian motor with TOP  
 - Life time warranty

**Size & Suction Power**  
 - 900 mm  
 - Airflow 1250 m<sup>3</sup>/h

900 mm  
69,995/-

CH 1010 Ceiling Hood




- **Ceiling chimney hood**  
 - **Remote control, Baffle filters, PDCA housing**  
 - Energy saving 4x2 W LED lights  
 - Powerful Italian motor with TOP  
 - Life time warranty

**Size & Suction Power**  
 - 1200 mm  
 - Airflow 1250 m<sup>3</sup>/h

1200 mm  
1,79,995/-

CH 6071 TS Island



- **Touch sensor control**  
 - **Auto-off function, Life time warranty**  
 - Baffle filter, PDCA housing  
 - Energy saving 4x1.5 W LED lights  
 - Powerful Italian motor with TOP

**Size & Suction Power**  
 - 900 mm  
 - Airflow 1250 m<sup>3</sup>/h

900 mm  
69,995/-

CH 1022 Island



- **Push button control**  
 - **Baffle filter, PDCA housing**  
 - Energy saving 4x2 W LED lights  
 - Powerful Italian motor with TOP  
 - Life time warranty

**Size & Suction Power**  
 - 600 mm  
 - Airflow 1250 m<sup>3</sup>/h





600 mm  
52,995/-

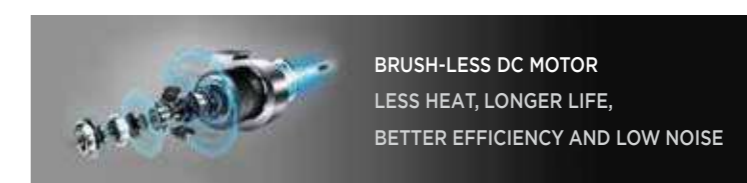
Filter-less Chimneys,  
with Motion Sensor

Make the cleaning  
process most  
convenient

Glen brings you another innovation with its new filter less chimneys. No more regular cleaning, no choked filters, no dangers of oil droplets or residue. The housing heats up the blower and body to melt the oil deposits. The oil then flows and collects in a tray automatically.

Low on maintenance and high on suction power, these low noise chimneys come with advanced features like motion sensor control and a brush-less DC motor.

-  **INVERTER Technology:** Adjusts the RPM of the motor as per the requirement of air flow saving the energy.
-  **Saves Power:** Starting at a very low consumption of just 20W at Speed 1 saves power over 50% for the similar suction for AC motor.
-  **Variable R.P.M. :** BLDC motor operates at around 1000 RPM at speed 1 and Can go up to 2500 RPM at Stir Fry based on requirement.
-  **Low Noise:** As the motor works quietly and gives better suction is comparatively is more silent.



CH 6074 MS AC

**Auto Clean with Inverter Technology**  
BLDC Motor



600 mm	750 mm	900 mm
47,995/-	48,995/-	49,995/-



#### Features

- **Touch sensor control with motion sensor**
- **10 speed Brush-less DC motor**
- **7 year warranty on motor**
- Heat auto clean technology
- Filter-less chimney - No need to clean filters
- Metal Housing, Oil collector tray
- Stir fry option for extracting fumes
- Aeration for keeping the kitchen fresh
- Energy saving 2x1.5 W LED lights

#### Performance

Airflow 1400 m<sup>3</sup>/h

CH 6073 MS AC

 	<ul style="list-style-type: none"> <li>- Touch sensor control with motion sensor</li> <li>- 9 speed Brush-less DC motor</li> <li>- 5 year warranty on motor</li> <li>- Heat auto clean technology, Auto-off function</li> <li>- Filter-less chimney - No need to clean filters</li> <li>- Metal Housing, SS oil collector tray</li> <li>- Stir fry option for extracting fumes</li> <li>- Energy saving 1x3 W LED lights</li> </ul>	600 mm 42,995/-
	Size & Suction Power - 600/750/900 mm - Airflow 1400 m <sup>3</sup> /h	750 mm 43,995/-  900 mm 44,995/-

CH 6052 BL BLDC AC

 	<ul style="list-style-type: none"> <li>- Heat auto clean with motion sensor</li> <li>- 9 speed Brush-less DC motor</li> <li>- 7 year warranty on motor</li> <li>- Touch sensor control, Metal Housing</li> <li>- Filter-less chimney - No need to clean filters</li> <li>- Oil collector tray, Auto-off function</li> <li>- Energy saving 2x1.5 W LED lights</li> </ul>	600 mm 31,995/-
	Size & Suction Power - 600/760 mm - Airflow 1200 m <sup>3</sup> /h	760 mm 32,995/-


CH 6053 BL BLDC AC

 	<ul style="list-style-type: none"> <li>- Heat auto clean with motion sensor</li> <li>- 9 speed Brush-less DC motor</li> <li>- 7 year warranty on motor</li> <li>- Touch sensor control, Metal Housing</li> <li>- Filter-less chimney - No need to clean filters</li> <li>- Oil collector tray, Auto-off function</li> <li>- Energy saving 2x1.5 W LED lights</li> </ul>	600 mm 33,995/-
	Size & Suction Power - 600/760/900 mm - Airflow 1400 m <sup>3</sup> /h	760 mm 35,995/-  900 mm 37,995/-

CH 6061 BL BLDC AC

 	<ul style="list-style-type: none"> <li>- Heat auto clean with motion sensor</li> <li>- 9 speed Brush-less DC motor</li> <li>- 7 year warranty on motor</li> <li>- Touch sensor control, Metal Housing</li> <li>- Filter-less chimney - No need to clean filters</li> <li>- Oil collector tray, Auto-off function</li> <li>- Energy saving 2x1.5 W LED lights</li> </ul>	600 mm 33,995/-
	Size & Suction Power - 600/760/900 mm - Airflow 1400 m <sup>3</sup> /h	760 mm 35,995/-  900 mm 37,995/-

CH 6062 BL BLDC AC

 	<ul style="list-style-type: none"> <li>- Heat auto clean with motion sensor</li> <li>- 9 speed Brush-less DC motor</li> <li>- 7 year warranty on motor</li> <li>- Touch sensor control, Metal Housing</li> <li>- Filter-less chimney - No need to clean filters</li> <li>- Oil collector tray, Auto-off function</li> <li>- Energy saving 2x1.5 W LED lights</li> </ul>	600 mm 34,995/-
	Size & Suction Power - 600/900 mm - Airflow 1400 m <sup>3</sup> /h	900 mm 38,995/-



CH 6067 BL BLDC AC

 	<ul style="list-style-type: none"> <li>- Heat auto clean with motion sensor</li> <li>- 9 speed Brush-less DC motor</li> <li>- 7 year warranty on motor</li> <li>- Touch sensor control, Metal Housing</li> <li>- Filter-less chimney - No need to clean filters</li> <li>- Oil collector tray, Auto-off function</li> <li>- Energy saving 2x1.5 W LED lights</li> </ul>	600 mm 35,995/-
	Size & Suction Power - 600/760/900 mm - Airflow 1400 m <sup>3</sup> /h	760 mm 37,995/-  900 mm 39,995/-



CH 6069 BL BLDC AC

 	<ul style="list-style-type: none"> <li>- Heat auto clean with motion sensor</li> <li>- 9 speed Brush-less DC motor</li> <li>- 7 year warranty on motor</li> <li>- Touch sensor control, Metal Housing</li> <li>- Filter-less chimney - No need to clean filters</li> <li>- Oil collector tray, Auto-off function</li> <li>- Energy saving 2x1.5 W LED lights</li> </ul>	600 mm 35,995/-
	Size & Suction Power - 600/760/900 mm - Airflow 1400 m <sup>3</sup> /h	760 mm 37,995/-  900 mm 39,995/-

CH 6071 BL BLDC AC

 	<ul style="list-style-type: none"> <li>- Heat auto clean with motion sensor</li> <li>- 9 speed Brush-less DC motor</li> <li>- 7 year warranty on motor</li> <li>- Touch sensor control, Metal Housing</li> <li>- Filter-less chimney - No need to clean filters</li> <li>- Oil collector tray, Auto-off function</li> <li>- Energy saving 1.5 W LED lamp (900 mm contain 2 lamps)</li> </ul>	600 mm 31,995/-
	Size & Suction Power - 760/900 mm - Airflow 1200 m <sup>3</sup> /h	760 mm 33,995/-



CH 6052 BL MS AC

 	<ul style="list-style-type: none"> <li>- Heat auto clean with motion sensor</li> <li>- 5 year warranty on motor</li> <li>- Touch sensor control, Auto-off function</li> <li>- Easy to clean oil collector tray</li> <li>- Energy saving 2x1.5 W LED lamp</li> <li>- Filter-less chimney - No need to clean filters</li> </ul>	600 mm 25,995/-
	<ul style="list-style-type: none"> <li>- Easy to clean oil collector tray</li> <li>- Energy saving 2x1.5 W LED lamp</li> <li>- Filter-less chimney - No need to clean filters</li> </ul>	760 mm 27,995/-
	<b>Size &amp; Suction Power</b> - 600/760/900 mm - Airflow 1200 m <sup>3</sup> /h	900 mm 29,995/-

CH 6060 BL MS AC Twin

 	<ul style="list-style-type: none"> <li>- Heat auto clean with motion sensor</li> <li>- 5 year warranty on motor</li> <li>- Touch sensor control, Oil collector tray</li> <li>- Energy saving 2x1.5 W LED lights</li> <li>- Filter-less chimney - No need to clean filters</li> </ul>	600 mm 25,995/-
	<b>Size &amp; Suction Power</b> - 600 mm - Airflow 1200 m <sup>3</sup> /h	

CH 6072 MS AC

 	<ul style="list-style-type: none"> <li>- Heat auto clean with motion sensor</li> <li>- 5 year warranty on motor</li> <li>- Touch sensor control, Metal Housing</li> <li>- Filter-less chimney - No need to clean filters</li> <li>- SS Oil collector tray, Auto-off function</li> <li>- Energy saving 2x1.5 W LED lights</li> </ul>	750 mm 34,995/-
	<b>Size &amp; Suction Power</b> - 750/900 mm - Airflow 1400 m <sup>3</sup> /h	900 mm 36,995/-


CH 6062 BL MS AC

 	<ul style="list-style-type: none"> <li>- Heat auto clean with motion sensor</li> <li>- 5 year warranty on motor</li> <li>- Touch sensor control, Auto-off function</li> <li>- Easy to clean oil collector tray</li> <li>- Energy saving 2x1.5 W LED lamp</li> <li>- Filter-less chimney - No need to clean filters</li> </ul>	600 mm 24,995/-
	<b>Size &amp; Suction Power</b> - 600/900 mm - Airflow 1200 m <sup>3</sup> /h	900 mm 28,995/-

CH 6059 BL MS AC

 	<ul style="list-style-type: none"> <li>- Heat auto clean with motion sensor</li> <li>- 5 year warranty on motor</li> <li>- Touch sensor control, Auto-off function</li> <li>- Heat auto clean with motion sensor</li> <li>- 5 year warranty on motor</li> <li>- Energy saving 2x1.5 W LED lamps</li> </ul>	600 mm 25,995/-
	<b>Size &amp; Suction Power</b> - 600/900 mm - Airflow 1200 m <sup>3</sup> /h	900 mm 29,995/-


CH 6068 BL MS AC

 	<ul style="list-style-type: none"> <li>- Heat auto clean with motion sensor</li> <li>- 5 year warranty on motor</li> <li>- Touch sensor control, Auto-off function</li> <li>- Easy to clean oil collector tray</li> <li>- Energy saving 2x1.5 W LED lamp</li> <li>- Filter-less chimney - No need to clean filters</li> </ul>	600 mm 30,995/-
	<b>Size &amp; Suction Power</b> - 600/760/900 mm - Airflow 1400 m <sup>3</sup> /h	760 mm 32,995/-
	900 mm 34,995/-	

CH 6060 BL MS AC

 	<ul style="list-style-type: none"> <li>- Heat auto clean with motion sensor</li> <li>- 5 year warranty on motor</li> <li>- Touch sensor control, Oil collector tray</li> <li>- Energy saving 1.5 W LED lamp</li> <li>- Filter-less chimney - No need to clean filters</li> </ul>	600 mm 24,995/-
	<b>Size &amp; Suction Power</b> - 600/900 mm - Airflow 1200 m <sup>3</sup> /h	900 mm 28,995/-

CH 6080 BL MS AC

 	<ul style="list-style-type: none"> <li>- Heat auto clean with motion sensor</li> <li>- 5 year warranty on motor</li> <li>- Touch sensor control, Auto-off function</li> <li>- Metal housing, Easy to clean oil collector tray</li> <li>- Energy saving 2x1.5 W LED lights</li> <li>- Filter-less chimney - No need to clean filters</li> </ul>	600 mm 27,995/-
	<b>Size &amp; Suction Power</b> - 600/760/900 mm - Airflow 1200 m <sup>3</sup> /h	760 mm 29,995/-
	900 mm 31,995/-	

CH 6066 BL AC MS

 	<ul style="list-style-type: none"> <li>- Heat auto clean with motion sensor</li> <li>- 5 year warranty on motor</li> <li>- Touch sensor control, Auto-off function</li> <li>- Baffle filter, Metal housing</li> <li>- Easy to clean oil collector tray</li> <li>- Energy saving 2x1.5 W LED lights</li> </ul>	600 mm 29,995/-
	<b>Size &amp; Suction Power</b> - 600/760/900 mm - Airflow 1200 m <sup>3</sup> /h	760 mm 31,995/-
	900 mm 33,995/-	

Also available in SS finish in 600 & 900 mm

HEAT AUTO CLEAN CHIMNEYS



CH 6078 MS AC

 	<ul style="list-style-type: none"> <li>- Heat auto clean with motion sensor</li> <li>- 5 year warranty on motor</li> <li>- Touch sensor control, Auto-off function</li> <li>- Baffle filter, Metal housing</li> <li>- Easy to clean SS oil collector tray</li> <li>- Energy saving 2x1.5 W LED lights</li> </ul>	600 mm 45,995/-
	900 mm 48,995/-	
<b>Size &amp; Suction Power</b> - 600/900 mm - Airflow 1200 m <sup>3</sup> /h		

CH 6063 AC

 	<ul style="list-style-type: none"> <li>- Heat auto clean with motion sensor</li> <li>- 5 year warranty on motor</li> <li>- Touch sensor control, Auto-off function</li> </ul>	600 mm 28,995/-
	<ul style="list-style-type: none"> <li>- Heat auto clean with motion sensor</li> <li>- 5 year warranty on motor</li> <li>- Touch sensor control, Auto-off function</li> </ul>	900 mm 32,995/-
<b>Size &amp; Suction Power</b> - 600/900 mm - Airflow 1200 m <sup>3</sup> /h		Also available in Stainless Steel finish


CH 6005 TS BL AC

 	<ul style="list-style-type: none"> <li>- Heat auto clean with motion sensor</li> <li>- 5 year warranty on motor</li> <li>- Sleek touch sensor control, Auto-off function</li> <li>- Filter-less chimney - No need to clean filters</li> <li>- Metal housing, Oil collector tray</li> <li>- Energy saving 2x1.5 W LED lights</li> </ul>	760 mm 26,995/-
	<b>Size &amp; Suction Power</b> - 760 mm - Airflow 1200 m <sup>3</sup> /h	

CH 6005 TS AC

	<ul style="list-style-type: none"> <li>- Heat auto clean with motion sensor</li> <li>- 5 year warranty on motor</li> <li>- Touch sensor control, Auto-off function</li> <li>- Baffle filter, Metal housing</li> <li>- SS Oil collector tray</li> <li>- Energy saving 2x1.5 W LED lights</li> </ul>	760 mm 27,995/-
	<b>Size &amp; Suction Power</b> - 760 mm - Airflow 1250 m <sup>3</sup> /h	

CH 6005 PB AC

	<ul style="list-style-type: none"> <li>- Heat auto clean with motion sensor</li> <li>- 5 year warranty on motor</li> <li>- Baffle filter, Auto-off function</li> <li>- Metal housing, Push button Control</li> <li>- SS Oil collector tray</li> <li>- Energy saving 2x1.5 W LED lights</li> </ul>	760 mm 25,995/-
	<b>Size &amp; Suction Power</b> - 760 mm - Airflow 1250 m <sup>3</sup> /h	



Touch Sensor Chimneys  
European style  
chimneys with  
Italian motor

A well-engineered hood does more than just help to capture odours from your kitchen. It's the centre-piece of your kitchen and serves as the visual focal point. We've designed a chimney for every kind of kitchen.



**LED LIGHTING**

Brilliant functionality with power saving LED lamps which are environment-friendly and super long-life; perfectly placed to illuminate the hob area for convenient cooking.



**TOUCH SENSOR CONTROL**

Sleek and unobtrusive LED-lit touch controls, allow you to select the speed at three convenient settings and to operate the powerful LED lamps.

CH 6056 TS Black  
Touch Sensor Control  
Designer Hood

600 mm	750 mm	900 mm
29,995/-	31,995/-	32,995/-

**Features**

- Touch sensor control
- Auto-off function
- Baffle filter, FRP housing
- Energy saving 2x1.5 W LED lights
- Life time warranty

**Performance**

Airflow 1250 m<sup>3</sup>/h

CH 6079 SG TS

	<ul style="list-style-type: none"> <li>- A black glass wall mounted chimney</li> <li>- Touch sensor control</li> <li>- Auto-off function, Baffle filter, FRP housing</li> <li>- Energy saving 2x1.5 W LED lights</li> <li>- Life time warranty</li> </ul>	600 mm 27,995/-
	Size & Suction Power - 600/900 mm - Airflow 1250 m <sup>3</sup> /h	900 mm 46,995/-

CH 6071 TS


	<ul style="list-style-type: none"> <li>- Sleek touch sensor control panel</li> <li>- Auto-off function, Baffle filter, FRP housing</li> <li>- Energy saving 2x 1.5 W LED lights</li> <li>- Life time warranty</li> </ul>	900 mm 34,995/-
	Size & Suction Power - 900 mm - Airflow 1250 m <sup>3</sup> /h	

Also available in Black finish


CH 6079 SG PB

	<ul style="list-style-type: none"> <li>- A black glass wall mounted chimney</li> <li>- Push button control</li> <li>- Baffle filter, FRP housing</li> <li>- Energy saving 2x2 W LED lights</li> <li>- Life time warranty</li> </ul>	600 mm 21,995/-
	Size & Suction Power - 600/900 mm - Airflow 1000 m <sup>3</sup> /h	900 mm 40,995/-

CH 6071 SX

	<ul style="list-style-type: none"> <li>- Curved glass chimney</li> <li>- Push button control</li> <li>- Baffle filter, FRP housing</li> <li>- Energy saving 2x2 W LED lights</li> <li>- Life time warranty</li> </ul>	600 mm 19,995/-
	Size & Suction Power - 600 mm - Airflow 1000 m <sup>3</sup> /h	


CH 6077 Black

	<ul style="list-style-type: none"> <li>- Stylish hood with an interplay of glass &amp; matt steel</li> <li>- Push button control</li> <li>- Baffle filter, FRP housing</li> <li>- Energy saving 2x2 W LED lights</li> <li>- Life time warranty</li> </ul>	(1000 m <sup>3</sup> /h) 600 mm 22,995/-
	Size & Suction Power - 600/900 mm - Airflow 1250/1000 m <sup>3</sup> /h	(1250 m <sup>3</sup> /h) 600 mm   900 mm 26,995/-   30,995/-

CH 6071 SX TS Black

	<ul style="list-style-type: none"> <li>- Sleek touch sensor control panel</li> <li>- Auto-off function</li> <li>- Baffle filter, FRP housing</li> <li>- Energy saving 2x2 W LED lights</li> <li>- Life time warranty</li> </ul>	600 mm 25,995/-
	Size & Suction Power - 600 mm - Airflow 1000 m <sup>3</sup> /h	

CH 6075 SS


	<ul style="list-style-type: none"> <li>- Baffle filter, Push button control</li> <li>- FRP housing</li> <li>- Energy saving 2x2 W LED lights</li> <li>- Life time warranty</li> </ul>	600 mm 15,995/-
	Size & Suction Power - 600 mm - Airflow 1000 m <sup>3</sup> /h	

CH 6071 MS


	<ul style="list-style-type: none"> <li>- Touch sensor control with motion sensor</li> <li>- Auto-off function</li> <li>- Baffle filter, FRP housing</li> <li>- Energy saving 2x1.5 W LED lights</li> <li>- Life time warranty</li> </ul>	600 mm 31,995/-
	Size & Suction Power - 600/900 mm - Airflow 1250 m <sup>3</sup> /h	900 mm 36,995/-

Also available in Black finish

6049 Ju BLK BF

	<ul style="list-style-type: none"> <li>- Baffle filter, Push button control</li> <li>- FRP housing</li> <li>- Energy saving 2 W LED light</li> <li>- Life time warranty</li> </ul>	600 mm 11,995/-
	Size & Suction Power - 600 mm - Airflow 1000 m <sup>3</sup> /h	


CH 6071 GF

	<ul style="list-style-type: none"> <li>- Toughened glass front panel</li> <li>- Push button control</li> <li>- Baffle filter, FRP housing</li> <li>- Energy saving 2x2 W LED lights</li> <li>- Life time warranty</li> </ul>	<p>600 mm 27,995/-</p>
	<p><b>Size &amp; Suction Power</b></p> <ul style="list-style-type: none"> <li>- 600/900 mm</li> <li>- Airflow 1250 m<sup>3</sup>/h</li> </ul>	<p>900 mm 31,995/-</p>



CH 6071 DX Split

	<ul style="list-style-type: none"> <li>- Indoor and outdoor units</li> <li>- Push button control</li> <li>- Baffle filter, PDCA housing</li> <li>- Energy saving 2x2 W LED lights</li> <li>- Life time warranty</li> </ul>	 <p>Outdoor Unit</p>	<p>900 mm 24,995/-</p>
	<p><b>Size &amp; Suction Power</b></p> <ul style="list-style-type: none"> <li>- 900 mm</li> <li>- Airflow 1250 m<sup>3</sup>/h</li> </ul>		<p>Outdoor Unit 17,000/-</p>

CH 6071 GF (with 3 Baffle filters)

	<ul style="list-style-type: none"> <li>- Toughened glass front panel</li> <li>- Push button control</li> <li>- Baffle filter, FRP housing</li> <li>- Energy saving 2x2 W LED lights</li> <li>- Life time warranty</li> </ul>	<p>900 mm 32,995/-</p>
	<p><b>Size &amp; Suction Power</b></p> <ul style="list-style-type: none"> <li>- 900 mm</li> <li>- Airflow 1250 m<sup>3</sup>/h</li> </ul>	


CH Silencio Split

	<ul style="list-style-type: none"> <li>- Indoor and outdoor units</li> <li>- Push button control</li> <li>- Baffle filter, PDCA housing</li> <li>- Energy saving 2x2 W LED lights</li> <li>- Life time warranty</li> </ul>	 <p>Outdoor Unit</p>	<p>600 mm 38,995/-</p>
	<p><b>Size &amp; Suction Power</b></p> <ul style="list-style-type: none"> <li>- 600 mm</li> <li>- Airflow 1250 m<sup>3</sup>/h</li> </ul>		


CH 6071 SX GF

	<ul style="list-style-type: none"> <li>- Toughened glass front panel</li> <li>- Baffle filter, Push button control</li> <li>- FRP housing</li> <li>- Energy saving 2x2 W LED lights</li> <li>- Life time warranty</li> </ul>	<p>600 mm 21,995/-</p>
	<p><b>Size &amp; Suction Power</b></p> <ul style="list-style-type: none"> <li>- 600 mm</li> <li>- Airflow 1000 m<sup>3</sup>/h</li> </ul>	

CH 6070 JU BL


	<ul style="list-style-type: none"> <li>- Push button control</li> <li>- Baffle filters, FRP housing</li> <li>- Energy saving 2x2 W LED lights</li> <li>- Life time warranty</li> </ul>	<p>600 mm 18,995/-</p>
	<p><b>Size &amp; Suction Power</b></p> <ul style="list-style-type: none"> <li>- 600 mm</li> <li>- Airflow 1000 m<sup>3</sup>/h</li> </ul>	

CH 6071 SS

	<ul style="list-style-type: none"> <li>- A sleek designer hood with curved glass</li> <li>- Push button control</li> <li>- Baffle filter, PDCA / FRP housing</li> <li>- Energy saving 2x2 W LED lights</li> <li>- Lifetime warranty</li> </ul>	<p>(1000 m<sup>3</sup>/h) 600 mm   900 mm 23,995/-   27,995/-</p>
	<p><b>Size &amp; Suction Power</b></p> <ul style="list-style-type: none"> <li>- 600/900 mm</li> <li>- Airflow 1250/1000 m<sup>3</sup>/h</li> </ul>	<p>(1250 m<sup>3</sup>/h) 600 mm   900 mm 27,995/-   31,995/-</p>

Also available in Black finish 600 mm 1000 m<sup>3</sup>/h

CH 6064 SS


	<ul style="list-style-type: none"> <li>- Push button control</li> <li>- Baffle filter, FRP housing</li> <li>- Energy saving 2x2 W LED lights</li> <li>- Life time warranty</li> </ul>	<p>(1000 m<sup>3</sup>/h) 600 mm   900 mm 17,995/-   21,995/-</p>
	<p><b>Size &amp; Suction Power</b></p> <ul style="list-style-type: none"> <li>- 600/900 mm</li> <li>- Airflow 1250/1000 m<sup>3</sup>/h</li> </ul>	<p>(1250 m<sup>3</sup>/h) 600 mm 22,995/-</p>

CH 6071 EX Black


	<ul style="list-style-type: none"> <li>- An elegantly crafted black chimney with curved glass</li> <li>- Push button control</li> <li>- Baffle filters, FRP housing</li> <li>- Energy saving 2x2 W LED lights</li> <li>- Life time warranty</li> </ul>	<p>600 mm 17,995/-</p>
	<p><b>Size &amp; Suction Power</b></p> <ul style="list-style-type: none"> <li>- 600 mm</li> <li>- Airflow 1000 m<sup>3</sup>/h</li> </ul>	

Also available in Stainless Steel finish

CH 6061 SS

	<ul style="list-style-type: none"> <li>- A sleek designer hood with curved glass</li> <li>- Push button control</li> <li>- Baffle filter, FRP housing</li> <li>- Energy saving 2x2 W LED lights</li> <li>- Lifetime warranty</li> </ul>	<p>70 CM</p>	<p>700 mm 25,995/-</p>
	<p><b>Size &amp; Suction Power</b></p> <ul style="list-style-type: none"> <li>- 700 mm</li> <li>- Airflow 1000 m<sup>3</sup>/h</li> </ul>		

CH 6062 SS

	<ul style="list-style-type: none"> <li>- Sleek contemporary hood cast in glass &amp; steel</li> <li>- Push button control, Baffle filter</li> <li>- PDCA / FRP housing</li> <li>- Energy saving 2x2 W LED lights</li> <li>- Lifetime warranty</li> </ul>	(1000 m <sup>3</sup> /h) 600 mm   900 mm 20,995/-   23,995/-
	<ul style="list-style-type: none"> <li>- Energy saving 2x2 W LED lights</li> <li>- Lifetime warranty</li> </ul> Size & Suction Power - 600/900 mm - Airflow 1250/1000 m <sup>3</sup> /h	(1250 m <sup>3</sup> /h) 600 mm   900 mm 24,995/-   28,995/-

Also available in Black finish in 1000 suction only.

CH 6054 SS


	<ul style="list-style-type: none"> <li>- Push button control</li> <li>- Baffle filter, FRP housing</li> <li>- Energy saving 2x2 W LED lights</li> <li>- Life time warranty</li> </ul>	(1000 m <sup>3</sup> /h) 600 mm   900 mm 19,695/-   20,995/-
	Size & Suction Power - 600/900 mm - Airflow 1000/1250 m <sup>3</sup> /h	(1250 m <sup>3</sup> /h) 600 mm   900 mm 21,995/-   24,995/-

1250 m<sup>3</sup>/h comes in Black finish also

CH 6062 TS

	<ul style="list-style-type: none"> <li>- Sleek touch sensor control panel</li> <li>- Auto-off function, Baffle filter</li> <li>- FRP housing</li> <li>- Energy saving 2x1.5 W LED lights</li> <li>- Life time warranty</li> </ul>	900 mm 33,995/-
	Size & Suction Power - 600/900 mm - Airflow 1250 m <sup>3</sup> /h	Also available in Black finish

CH 6052 SS PB

	<ul style="list-style-type: none"> <li>- Now with front glass panel</li> <li>- Push button control</li> <li>- Baffle filter, FRP housing</li> <li>- Energy saving 2x2 W LED lights</li> <li>- Life time warranty</li> </ul>	600 mm 20,995/-
	Size & Suction Power - 600/750/900 mm - Airflow 1000 m <sup>3</sup> /h	750 mm 22,995/-

900 mm comes in Black finish

CH 6062 SX TS

	<ul style="list-style-type: none"> <li>- Sleek touch sensor control panel</li> <li>- Auto-off function, Baffle filter</li> <li>- FRP housing</li> <li>- Energy saving 2x2 W LED lights</li> <li>- Life time warranty</li> </ul>	600 mm 23,995/-
	Size & Suction Power - 600 mm - Airflow 1000 m <sup>3</sup> /h	

CH 6051 BL

	<ul style="list-style-type: none"> <li>- Classic pyramid shape hood</li> <li>- Push button control</li> <li>- Baffle filters, FRP housing</li> <li>- Energy saving 2x1.5 W LED light</li> <li>- Life time warranty</li> </ul>	600 mm 23,995/-
	Size & Suction Power - 600/900 mm - Airflow 1250 m <sup>3</sup> /h	900 mm 26,995/-

CH 6056 SX TS

	<ul style="list-style-type: none"> <li>- Sleek 50 mm front glass panel</li> <li>- Touch sensor control, Auto-off function</li> <li>- Baffle filter, FRP housing</li> <li>- Energy saving 2x2 W LED lights</li> <li>- Life time warranty</li> </ul>	600 mm 25,995/-
	Size & Suction Power - 600 mm - Airflow 1000 m <sup>3</sup> /h	Also available in Stainless Steel finish

CH 6052 TC

	<ul style="list-style-type: none"> <li>- Auto Sensor for Heat &amp; Gas</li> <li>- Touch sensor control</li> <li>- Auto-off function, Digital display, Baffle filter</li> <li>- FRP housing, Energy saving 2x1.5 W LED lights</li> <li>- Life time warranty</li> </ul>	600 mm 26,995/-
	Size & Suction Power - 600 mm - Airflow 1000 m <sup>3</sup> /h	INTELLIGENT CHIMNEY

CH 6055 SS

	<ul style="list-style-type: none"> <li>- Push button control</li> <li>- Baffle filter</li> <li>- PDCA / FRP housing</li> <li>- Energy saving 2x2 W LED lights</li> <li>- Life time warranty</li> </ul>	(1000 m <sup>3</sup> /h) 600 mm   900 mm 19,695/-   21,995/-
	Size & Suction Power - 600/900 mm - Airflow 1250/1000 m <sup>3</sup> /h	(1250 m <sup>3</sup> /h) 600 mm 22,995/-

CH 6050 Junior DX SS

	<ul style="list-style-type: none"> <li>- Classic pyramid shape hood in matt steel</li> <li>- Push button control</li> <li>- Baffle filters, FRP housing</li> <li>- Energy saving 2 W LED light</li> <li>- Life time warranty</li> </ul>	600 mm 15,995/-
	Size & Suction Power - 600 mm - Airflow 1000 m <sup>3</sup> /h	

CH 6050 Junior DX Black

	<ul style="list-style-type: none"> <li>- Classic pyramid shape hood</li> <li>- Push button control</li> <li>- Baffle filters, FRP housing</li> <li>- Energy saving 2 W LED light</li> <li>- Life time warranty</li> </ul> <p><b>Size &amp; Suction Power</b></p> <ul style="list-style-type: none"> <li>- 600 mm</li> <li>- Airflow 1000 m<sup>3</sup>/h</li> </ul>	<p>600 mm 14,595/-</p>
---	---	----------------------------

CH 6003 SS PB BF (Recirculation Mode)


	<ul style="list-style-type: none"> <li>- Glass visor in the front, 1 set of carbon filters included</li> <li>- Bi-rotational technology, Baffle filter</li> <li>- FRP housing</li> <li>- Energy saving 2x2 W LED lights</li> <li>- Recirculation mode</li> <li>- Life time warranty</li> </ul> <p><b>Size &amp; Suction Power</b></p> <ul style="list-style-type: none"> <li>- 600 mm</li> <li>- Airflow 1000 m<sup>3</sup>/h</li> </ul>	<p>600 mm 17,995/-</p>
---	--	----------------------------

STRAIGHT LINE CHIMNEYS



**Straight Line Chimneys**  
Great aesthetics  
with Intelligent  
technology

CH 6002 SS PB BF

	<ul style="list-style-type: none"> <li>- Push button control</li> <li>- Baffle filter</li> <li>- FRP housing</li> <li>- Energy saving 2 W LED light</li> <li>- Life time warranty</li> </ul> <p><b>Size &amp; Suction Power</b></p> <ul style="list-style-type: none"> <li>- 600 mm</li> <li>- Airflow 1000 m<sup>3</sup>/h</li> </ul>	<p>600 mm 14,995/-</p>
---	--	----------------------------


CH 6001 SS PB BF

	<ul style="list-style-type: none"> <li>- Bi-rotational technology</li> <li>- Baffle filter</li> <li>- FRP housing</li> <li>- Energy saving 2x2 W LED lights</li> <li>- Push button control</li> <li>- Life time warranty</li> </ul> <p><b>Size &amp; Suction Power</b></p> <ul style="list-style-type: none"> <li>- 600 mm</li> <li>- Airflow 1000 m<sup>3</sup>/h</li> </ul>	<p>600 mm 15,595/-</p>
---	---	----------------------------

CH 6014 BL PB BF

	<ul style="list-style-type: none"> <li>- Bi-rotational technology</li> <li>- Baffle filter, FRP housing</li> <li>- Energy saving 2x2 W LED lights</li> <li>- Push button control</li> <li>- Life time warranty</li> </ul> <p><b>Size &amp; Suction Power</b></p> <ul style="list-style-type: none"> <li>- 600/900 mm</li> <li>- Airflow 1000 m<sup>3</sup>/h</li> </ul>	<p>600 mm 17,995/-</p> <p>900 mm 21,395/-</p>
---	---	---


CH 6001 TS

	<ul style="list-style-type: none"> <li>- Touch sensor control panel, Bi-rotational technology</li> <li>- Baffle filter, FRP housing</li> <li>- Energy saving 2x2 W LED lights</li> <li>- Glass visor in the front</li> <li>- Life time warranty</li> </ul> <p><b>Size &amp; Suction Power</b></p> <ul style="list-style-type: none"> <li>- 600 mm</li> <li>- Airflow 1000 m<sup>3</sup>/h</li> </ul>	<p>600 mm 19,995/-</p>
---	--	----------------------------

CH 6013 SS PB BF

	<ul style="list-style-type: none"> <li>- Bi-rotational technology</li> <li>- Baffle filter, FRP housing</li> <li>- Energy saving 2x2 W LED lights</li> <li>- Push button control</li> <li>- Life time warranty</li> </ul> <p><b>Size &amp; Suction Power</b></p> <ul style="list-style-type: none"> <li>- 600</li> <li>- Airflow 1000 m<sup>3</sup>/h</li> </ul>	<p>600 mm 16,995/-</p>
---	--	----------------------------

CH 6000 Junior Black

	<ul style="list-style-type: none"> <li>- Push button control</li> <li>- Baffle filter</li> <li>- FRP housing</li> <li>- Energy saving 2 W LED light</li> <li>- Life time warranty</li> </ul> <p><b>Size &amp; Suction Power</b></p> <ul style="list-style-type: none"> <li>- 600 mm</li> <li>- Airflow 1000 m<sup>3</sup>/h</li> </ul>	<p>600 mm 13,995 (BLK) 14,595 (SS)</p>
---	--	--

Also available in SS finish



**Built-in Ovens/Microwaves**  
Performance and looks

There is a Glen oven for every kitchen and to suit every lifestyle, and each one scores high on performance and looks

Each Glen Built-in oven is a state-of-the-art piece: innovative touch control technology, precise functioning and a contemporary, minimalistic design that makes every kitchen look stylish. Glen ovens can be depended upon to give you perfect results, whether you're an expert or a novice. It is enjoyment guaranteed, while you cook, and after.



**LED TOUCH CONTROL & LCD DISPLAY**

A gentle tap is all it takes to access all the convenient functions on your oven - the electronic timer, the minute-minder and the clock. LCD display is easy to read and also informs you about the cooking time left and the temperature.



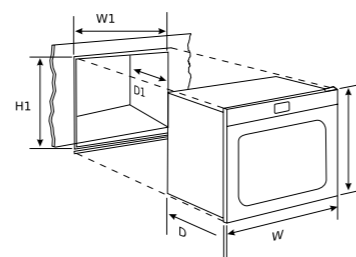
**PRE-SET AUTO COOKING**

The pre-set auto-cook feature makes cooking a breeze and also gives food weight and temperature settings to ensure perfect results. You can also set it to suit your own preferences and create your own programs.



**SEALED DOORS**

The oven doors are well sealed and cool to the touch; they have perfectly fitted door hinges and a double layer of full-width glass to keep the heat inside.



**BUILT-IN MICROWAVES**

**MO 671 (Capacity 25 litres)**



- 8 auto menus, Full glass fascia
- Interior - stainless steel, Electronic clock
- Cooking end signal, 5 Power settings, Child safety lock
- Defrost by weight or time, Grill function, ISI Certified
- Interior light, Microwave power - 900 W, Grill 1000 W
- Touch sensor control panel with thermostat knob
- Clock 24 hours, Timer 95 Min.

600 mm  
45,995/-

**Dimension & Opening**  
- Dimension (WxDxH) - 594x403x382 mm  
- Opening (W1xD1xH1) - 560x550x380 mm

**MO 672 Touch (Capacity 35 litres)**



- Functions: • Microwave • Defrost • Combi • Grill • Auto cook
- Large oven capacity, Preset auto cook menu, Clock 24 hr.
- Defrost by time and weight, Auto defrost, Touch control
- LCD display, Quick cooking, 5 microwave power levels
- Timer 60 min, Microwave cooking 1000 W, Grill 1500 W
- Convection 1400 W

600 mm  
72,995/-

**Dimension & Opening**  
- Dimension (WxDxH) - 595x468x455 mm  
- Opening (W1xD1xH1) - 565x560x450 mm

**MO 674 (Capacity 25 litres)**



- Electronic clock, 8 auto menus, Jogwheel control
- Cooking end signal, Child safety lock, Delay protection
- Defrost by weight or time, Comply with EUP A11 standards
- Interior - Stainless steel, Microwave power - 900 W
- 30 Sec. Speed cook, Interior light, Grill 1100 W
- Convection 2500 W, Clock 24 hours, Timer 95 min

600 mm  
47,995/-

**Dimension & Opening**  
- Dimension (WxDxH) - 594x470x388 mm  
- Opening (W1xD1xH1) - 560x550x380 mm

**MO 674 BL (Capacity 25 litres)**



- Electronic clock, 8 auto menus, Jogwheel control
- Cooking end signal, Child safety lock, Delay protection
- Defrost by weight or time, Comply with EUP A11 standards
- Interior - Stainless steel, Microwave power - 900 W
- 30 Sec. Speed cook, Interior light, Grill 1100 W
- Convection 2500 W, Clock 24 hours, Timer 95 min

600 mm  
37,995/-

**Dimension & Opening**  
- Dimension (WxDxH) - 594x470x388 mm  
- Opening (W1xD1xH1) - 560x550x380 mm

**MO 675 (Capacity 25 litres)**



- Electronic clock, 8 auto menus, Interior - stainless steel
- Cooking end signal, Child safety lock, Delay protection
- Defrost by weight or time, 30 Sec. Speed cook
- Interior light, Touch control, Microwave power - 900 W
- Comply with EUP A11 standards, Grill 1000 W
- Clock 24 hours, Timer 95 Min., Full glass fascia


600 mm  
41,995/-

**Dimension & Opening**  
- Dimension (WxDxH) - 595x401x388 mm  
- Opening (W1xD1xH1) - 560x500x380 mm

MO 676 (Capacity 25 litres)


	<ul style="list-style-type: none"> <li>- <b>Single button heating, 11 Auto menus</b></li> <li>- <b>2 Microwave heating - Quick &amp; Manual</b></li> <li>- 5 Microwave power settings (P-HI, P80, P60, P40, P30 &amp; P20)</li> <li>- Child safety lock, Defrost by weight or time</li> <li>- Keep warm, Disinfect &amp; Multi-stage cooking function</li> <li>- Interior - SS, Interior Light, Full glass facia, Grill 1200 W</li> <li>- Microwave power - 900W, Clock 24 hrs., 60 min. digital timer</li> </ul> <p><b>Dimension &amp; Opening</b></p> <ul style="list-style-type: none"> <li>- Dimension (WxDxH) - 592x380x390 mm</li> <li>- Opening (W1xD1xH1) - 566x550x365 mm</li> </ul>	<p><b>600 mm</b> 43,995/-</p>
---	---	-----------------------------------

MO 677 (Capacity 25 litres)

	<ul style="list-style-type: none"> <li>- <b>Electronic built-in-microwave with grill,</b></li> <li>- <b>Defrost, Cooking end signal, Child safety lock</b></li> <li>- 60 minutes digital timer, Stainless steel cavity &amp; frame</li> <li>- 5 power levels, 2 grill power levels, Pull handle door</li> <li>- 6 auto cook menus, Power output 900 W</li> <li>- 1200 Watt Quartz grill, 315 mm glass turntable</li> </ul> <p><b>Dimension &amp; Opening</b></p> <ul style="list-style-type: none"> <li>- Dimension (WxDxH) - 593x555x376 mm</li> <li>- Opening (W1xD1xH1) - 565x560x368 mm</li> </ul>	<p><b>600 mm</b> 36,995/-</p>
---	--	-----------------------------------

**BUILT-IN OVENS**


BO 651 MRT Black (Capacity 70 litres)

	<ul style="list-style-type: none"> <li>- <b>9 Function Control, Large viewing window</b></li> <li>- <b>True Convection Oven - Turbo Fan, Timer 24 hours</b></li> <li>- 8 heating modes, Touch control, LCD display</li> <li>- Motorised Rotisserie, Non - tiltable racks</li> <li>- Triple Glass door, Oven light, Child safety lock</li> <li>- Rated power - 2800W, Rear heating tube 1800W</li> </ul> <p><b>Dimension &amp; Opening</b></p> <ul style="list-style-type: none"> <li>- Dimension (WxDxH) - 595x565x595 mm</li> <li>- Opening (W1xD1xH1) - 560x550x595 mm</li> </ul>	<p><b>600 mm</b> 51,995/-</p>
---	---	-----------------------------------


BO 651 MRT SS (Capacity 70 litres)

	<ul style="list-style-type: none"> <li>- <b>9 Function Control, Large viewing window</b></li> <li>- <b>True Convection Oven - Turbo Fan, Full Black facia</b></li> <li>- 8 heating modes, Touch control, LCD display</li> <li>- Motorised Rotisserie, Non - tiltable racks, Timer 24 hours</li> <li>- Triple Glass door, Oven light, Child safety lock</li> <li>- Rated power - 2800W, Rear heating tube 1800W</li> </ul> <p><b>Dimension &amp; Opening</b></p> <ul style="list-style-type: none"> <li>- Dimension (WxDxH) - 595x565x595 mm</li> <li>- Opening (W1xD1xH1) - 560x550x595 mm</li> </ul>	<p><b>600 mm</b> 51,995/-</p>
---	---	-----------------------------------


BO 652 Touch MR+Turbo Black (Capacity 70 litres)

	<ul style="list-style-type: none"> <li>- 12 Function Control, Large viewing window</li> <li>- Full Touch control with LCD display</li> <li>- 8 Automatic program modes, Timer 24 hours</li> <li>- Triple layer glass door, Oven light, Child safety lock</li> <li>- Grill plate, Grill shelf, Oil collect plate</li> <li>- True Convection Oven - Turbo fan, Non - Tiltable rack</li> <li>- Rated power: 2800W, Rear heating tube 1800W, Lower heating tube 1000W, Upper Outer Ring Heat Pipe 1000W, Upper inner heating pipe 1200W</li> </ul> <p><b>Dimension &amp; Opening</b></p> <ul style="list-style-type: none"> <li>- Dimension (WxDxH) - 595x565x595 mm</li> <li>- Opening (W1xD1xH1) - 565x575x585 mm</li> </ul>	<p><b>600 mm</b> 59,995/-</p>
---	--	-----------------------------------


BO 653 Touch MR+Turbo Black (Capacity 70 litres)

	<ul style="list-style-type: none"> <li>- 12 Function Control, Large viewing window</li> <li>- Full Touch control with LCD display</li> <li>- 8 Automatic program modes, Timer 24 hours</li> <li>- Triple layer glass door, Oven light, Child safety lock</li> <li>- Grill plate, Grill shelf, Oil collect plate</li> <li>- True Convection Oven - Turbo fan, Non - Tiltable rack</li> <li>- Rated power: 2800W, Rear heating tube 1800W, Lower heating tube 1000W, Upper Outer Ring Heat Pipe 1000W, Upper inner heating pipe 1200W</li> </ul> <p><b>Dimension &amp; Opening</b></p> <ul style="list-style-type: none"> <li>- Dimension (WxDxH) - 595x565x595 mm</li> <li>- Opening (W1xD1xH1) - 565x575x585 mm</li> </ul>	<p><b>600 mm</b> 62,995/-</p>
---	--	-----------------------------------


BO 660 MR+Turbo (Capacity 65 litres)

	<ul style="list-style-type: none"> <li>- <b>8 Functions, Enamelled oven interior</b></li> <li>- <b>2 layer door with viewing window</b></li> <li>- <b>Removable rack support with shelf position</b></li> <li>- True convection oven with turbo fan, Motorized rotisserie</li> <li>- Tilt able rack supports, Oven light, child safety lock</li> <li>- Mech. Timer - 120 min., Temperature control up to 50-250°C</li> <li>- Heating Element - Top: 950W, Bottom: 1100W</li> <li>- Grill: 2000W and Convection: 2000W</li> </ul> <p><b>Dimension &amp; Opening</b></p> <ul style="list-style-type: none"> <li>- Dimension (WxDxH) - 595x575x595 mm</li> <li>- Opening (W1xD1xH1) - 565x590x585 mm</li> </ul>	<p><b>600 mm</b> 53,995/-</p>
---	--	-----------------------------------


BO 660 MR+Turbo Black (Capacity 65 litres)

	<ul style="list-style-type: none"> <li>- <b>8 Functions, Enamelled oven interior</b></li> <li>- <b>2 layer door with viewing window</b></li> <li>- <b>Removable rack support with shelf position</b></li> <li>- True convection oven with turbo fan, Motorized rotisserie</li> <li>- Tilt able rack supports, Oven light, child safety lock</li> <li>- Mech. Timer - 120 min., Temperature control up to 50-250°C</li> <li>- Heating Element - Top: 950W, Bottom: 1100W</li> <li>- Grill: 2000W and Convection: 2000W</li> </ul> <p><b>Dimension &amp; Opening</b></p> <ul style="list-style-type: none"> <li>- Dimension (WxDxH) - 595x575x595 mm</li> <li>- Opening (W1xD1xH1) - 565x590x585 mm</li> </ul>	<p><b>600 mm</b> 53,995/-</p>
---	--	-----------------------------------

BO 661 Touch MR + Turbo (Capacity 65 litres)

	<ul style="list-style-type: none"> <li>- <b>9 Functions oven, True convection oven with turbo fan,</b></li> <li>- <b>Touch control panel with digital display, push-out knobs</b></li> <li>- Defrost &amp; reservation function, Removable door plate,</li> <li>- Motorised rotisserie, 5 shelf position, Child safety lock</li> <li>- Timer function with thermostat, Cooking end signal</li> <li>- Oven light, Forced air, Cooling system, Three layer glass door,</li> <li>- See through window, Energy rating - A, Max power 3000 W</li> </ul> <p><b>Dimension &amp; Opening</b></p> <ul style="list-style-type: none"> <li>- Dimension (WxDxH) - 595x575x595 mm</li> <li>- Opening (W1xD1xH1) - 560x570x600 mm</li> </ul>	<p><b>600 mm</b> 62,995/-</p>
---	--	-----------------------------------

BO 663 Gas (Capacity 65 litres)

	<ul style="list-style-type: none"> <li>- <b>3 Functions, Mechanical timer - 120 min.</b></li> <li>- <b>Triple safety system with Thermostat &amp; F.F.D</b></li> <li>- 3 layer door with viewing window, Motorized rotisserie</li> <li>- Removable door plate, Forced cooling system</li> <li>- Smoke ventilation system, Oven light</li> <li>- Wire rack with drip pan, Temperature setting 160/265°C</li> </ul> <p><b>Size &amp; Suction Power</b></p> <ul style="list-style-type: none"> <li>- Dimension (WxDxH) - 595x575x595 mm</li> <li>- Opening (W1xD1xH1) - 565x590x585 mm</li> </ul>	<p><b>600 mm</b> 62,995/-</p>
---	--	-----------------------------------



**Glass Hob Tops**  
Total brass  
burners with  
double ring  
flame

Elegant black glass, superlative aesthetics and convenient operation make Glen glass hobs the best choice for every kitchen. In addition these hobs come with Total Brass Burners specially developed for Indian high energy cooking.



**TOTAL BRASS BURNERS with DOUBLE RING FLAME**  
Double Ring burners are the maximum expression of power, technology and modularity. They have a linear design and easily adapt to all products, meeting the needs of every type of cooking



**ALLOY KNOBS**  
Alloy knobs with matching ring for firm grip and easy use.




**STRONG CAST IRON PAN SUPPORTS**  
Robust and sturdy supports help to easily accommodate large and heavy vessels.




**TOUGHENED BLACK GLASS WITH 5 YEAR WARRANTY**  
The elegant black glass surface doesn't just look stunning - it makes your Glen hob a breeze to clean, and resists scratches, stains, impact and heat.

## TOTAL BRASS BURNERS WITH DOUBLE RING FLAME


## BH 1073 SQ HT Total DB TR

 <p>WxD - 730x420 mm    W1xD1 - 688x390 mm</p>	<ul style="list-style-type: none"> <li>- 8 mm thick toughened glass</li> <li>- High precision gas valve for no sim-off</li> <li>- Integrated multi-spark auto ignition DC 1.5 V</li> <li>- Strong vitreous cast iron pan supports</li> <li>- Can be used as hob top or Built-in as per requirement</li> <li>- Alloy knobs with matching ring</li> <li>- <b>Warranty:</b> Glass 5 years</li> </ul> <p><b>Cooking Output</b></p> <ul style="list-style-type: none"> <li>- Total Brass Burner with Double Ring Flame</li> <li>- 1 triple ring, 1 big and 1 small burner</li> </ul>	38,395/-
---	---	----------


## BH 1073 XL SQ HT TDB TR BW 77

 <p>WxD - 770x510 mm    W1xD1 - 723x474 mm</p>	<ul style="list-style-type: none"> <li>- 8 mm thick reinforced toughened glass</li> <li>- High precision gas valve for no sim-off</li> <li>- Integrated multi-spark auto ignition DC 1.5 V</li> <li>- Strong vitreous cast iron pan supports</li> <li>- Can be used as hob top or Built-in as per requirement</li> <li>- Alloy knobs with matching ring</li> <li>- <b>Warranty:</b> Glass 5 years</li> </ul> <p><b>Cooking Output</b></p> <ul style="list-style-type: none"> <li>- Total Brass Burner with Double Ring Flame</li> <li>- 1 triple ring, 1 big and 1 small burner</li> </ul>	45,595/-
---	--	----------


## BH 1074 SQ HT Total DB

 <p>WxD - 770x510 mm    W1xD1 - 723x474 mm</p>	<ul style="list-style-type: none"> <li>- 8 mm thick toughened glass</li> <li>- High precision gas valve for no sim-off</li> <li>- Integrated multi-spark auto ignition DC 1.5 V</li> <li>- Strong vitreous cast iron pan supports</li> <li>- Can be used as hob top or Built-in as per requirement</li> <li>- Alloy knobs with matching ring</li> <li>- <b>Warranty:</b> Glass 5 years</li> </ul> <p><b>Cooking Output</b></p> <ul style="list-style-type: none"> <li>- Total Brass Burner with Double Ring Flame</li> <li>- 2 big and 2 small burner</li> </ul>	41,995/-
---	--	----------

## BH 1074 SQ HT Total DB TR 77


 <p>WxD - 770x510 mm    W1xD1 - 723x474 mm</p>	<ul style="list-style-type: none"> <li>- 8 mm thick toughened glass</li> <li>- High precision gas valve for no sim-off</li> <li>- Integrated multi-spark auto ignition DC 1.5 V</li> <li>- Strong vitreous cast iron pan supports</li> <li>- Can be used as hob top or Built-in as per requirement</li> <li>- Alloy knobs with matching ring</li> <li>- <b>Warranty:</b> Glass 5 years</li> </ul> <p><b>Cooking Output</b></p> <ul style="list-style-type: none"> <li>- Total Brass Burner with Double Ring Flame</li> <li>- 1 triple ring, 1 big and 2 small burner</li> </ul>	47,995/-
---	---	----------

## BH 1094 XL SQ HT Total DB TR


 <p>WxD - 900x510 mm    W1xD1 - 860x470 mm</p>	<ul style="list-style-type: none"> <li>- 8 mm thick toughened glass</li> <li>- High precision gas valve for no sim-off</li> <li>- Integrated multi-spark auto ignition DC 1.5 V</li> <li>- Strong vitreous cast iron pan supports</li> <li>- Can be used as hob top or Built-in as per requirement</li> <li>- Alloy knobs with matching ring</li> <li>- <b>Warranty:</b> Glass 5 years</li> </ul> <p><b>Cooking Output</b></p> <ul style="list-style-type: none"> <li>- Total Brass Burner with Double Ring Flame</li> <li>- 1 triple ring, 1 big and 2 small burner</li> </ul>	52,795/-
---	---	----------

## BUILT-IN HOBS WITH FLAME FAILURE DEVICE


## BH 1073 SQ IN BB FFD

 <p>WxD - 730x420 mm    W1xD1 - 688x398 mm</p>	<ul style="list-style-type: none"> <li>- 8 mm thick toughened glass</li> <li>- High precision gas valve for no sim-off</li> <li>- Integrated multi-spark auto ignition AC 230-240 V</li> <li>- Strong vitreous enamelled pan supports</li> <li>- Enabled with flame failure device for total safety</li> <li>- Bakelite knobs</li> </ul> <p><b>Cooking Output</b></p> <ul style="list-style-type: none"> <li>- Italian double ring brass burners</li> <li>- 2 big and 1 small burner</li> </ul>	32,395/-
---	---	----------


## BH 1073 SQ HT DB FFD

 <p>WxD - 730x420 mm    W1xD1 - 688x390 mm</p>	<ul style="list-style-type: none"> <li>- 8 mm thick toughened glass</li> <li>- High precision gas valve for no sim-off</li> <li>- Integrated multi-spark auto ignition DC 1.5 V</li> <li>- Strong vitreous enamelled pan supports</li> <li>- Enabled with flame failure device for total safety</li> <li>- Can be used as hob top or built-in as per requirement</li> <li>- Bakelite knobs</li> </ul> <p><b>Cooking Output</b></p> <ul style="list-style-type: none"> <li>- Forged brass burner with double ring flame</li> <li>- 2 big and 1 small burner</li> </ul>	31,195/-
---	---	----------

## BH 1074 SQ HT DB TR FFD 77

 <p>WxD - 770x510 mm    W1xD1 - 723x474 mm</p>	<ul style="list-style-type: none"> <li>- 8 mm thick toughened glass</li> <li>- High precision gas valve for no sim-off</li> <li>- Integrated multi-spark auto ignition DC 1.5 V</li> <li>- Strong vitreous enamelled pan supports</li> <li>- Enabled with flame failure device for total safety</li> <li>- Can be used as hob top or Built-in as per requirement</li> <li>- Bakelite knobs</li> </ul> <p><b>Cooking Output</b></p> <ul style="list-style-type: none"> <li>- Forged brass burner with double ring flame</li> <li>- 1 triple ring, 1 big and 2 small burner</li> </ul>	41,995/-
---	--	----------

## BH 1095 SQ DB TR FFD

 <p>WxD - 900x510 mm    W1xD1 - 860x470 mm</p>	<ul style="list-style-type: none"> <li>- 8 mm thick toughened glass</li> <li>- High precision gas valve for no sim-off</li> <li>- Integrated multi-spark auto ignition AC 230-240 V</li> <li>- Strong vitreous enamelled pan supports</li> <li>- Enabled with flame failure device for total safety</li> <li>- Bakelite knobs</li> </ul> <p><b>Cooking Output</b></p> <ul style="list-style-type: none"> <li>- Forged brass burner with double ring flame</li> <li>- 1 triple ring, 2 big and 2 small burner</li> </ul>	52,795/-
---	---	----------



Built-in Glass Hobs  
**Italian double ring burner**  
specially designed for Indian cooking

Indian cooking requires much more heat than the low heat European sealed burners can provide and we are used to a double ring of flame for our cooking. Glen hobs now come with international double ring burners specially designed & developed by Sabaf, Italy for Indian cooking.



**STRONG VITREOUS ENAMELLED PAN SUPPORTS**  
Robust and sturdy supports help to easily accommodate large and heavy vessels.



**BAKELITE KNOBS**  
Smart & elegant bakelite knobs for that firm grip and professional look. These international knobs are strong and sturdy to use.



**TOUGHENED BLACK GLASS 8 MM THICK**  
The elegant black glass surface doesn't just look stunning - it makes your Glen hob a breeze to clean, and resists scratches, stains, impact and heat.



**HIGH PRECISION GAS VALVE FOR NO SIM-OFF**  
High precision gas valves for total safety and a perfect flame control. No more gas leakages and no more sim-off.

## BUILT-IN HOBS WITH DOUBLE RING ITALIAN BURNERS

## BH 1074 SQ IN



WxD - 700x510 mm || W1xD1 - 658x479 mm

- 8 mm thick toughened glass
- High precision gas valve for no sim-off
- Integrated multi-spark auto ignition AC 230-240 V
- Strong vitreous enamelled pan supports
- Bakelite knobs
- Warranty: Glass 5 years

**Cooking Output**

- Italian double ring burner specially designed for Indian cooking
- 2 big and 2 small burner

26,395/-

## BH 1073 SQ IN



WxD - 730x420 mm || W1xD1 - 688x398 mm

- 8 mm thick toughened glass
- High precision gas valve for no sim-off
- Integrated multi-spark auto ignition AC 230-240 V
- Strong vitreous enamelled pan supports
- Bakelite knobs
- Warranty: Glass 5 years

**Cooking Output**

- Italian double ring burner specially designed for Indian cooking
- 2 big and 1 small burner

21,595/-

## BH 1073 SQ IN TR



WxD - 730x420 mm || W1xD1 - 688x398 mm

- 8 mm thick toughened glass
- High precision gas valve for no sim-off
- Integrated multi-spark auto ignition AC 230-240 V
- Strong vitreous enamelled pan supports
- Alloy knobs
- Warranty: Glass 5 years

**Cooking Output**

- Italian double ring burner specially designed for Indian cooking
- 1 triple ring, 1 big and 1 small burner

22,795/-

## BH 1074 IN BW



WxD - 770x510 mm || W1xD1 - 723x474 mm

- 8 mm thick reinforced toughened glass
- Beveled on all sides, Alloy knobs
- High precision gas valve for no sim-off
- Integrated multi-spark auto ignition AC 230-240 V
- Cast iron pan supports
- Warranty: Glass 5 years

**Cooking Output**

- Italian double ring burner specially designed for Indian cooking
- 2 big and 2 small burner

28,395/-

## BH 1073 IN BW



WxD - 730x420 mm || W1xD1 - 688x390 mm

- 8 mm thick reinforced toughened glass
- Beveled on all sides, Alloy knobs
- High precision gas valve for no sim-off
- Integrated multi-spark auto ignition AC 230-240 V
- Cast iron pan supports
- Warranty: Glass 5 years

**Cooking Output**

- Italian double ring burner specially designed for Indian cooking
- 2 big and 1 small burner

23,995/-

## BUILT-IN HOBS WITH DOUBLE RING FORGED BRASS BURNERS

## BH 1095 SQ DB TR



WxD - 900x510 || W1xD1 - 860x470 mm

- 8 mm thick toughened glass
- High precision gas valve for no sim-off
- Integrated multi-spark auto ignition AC 230-240 V
- Strong vitreous enamelled pan supports
- Stainless steel drip tray, Smart and elegant knobs
- Warranty: Glass 5 years

**Cooking Output**

- Forged brass burner with double ring flame
- 1 triple ring, 2 big and 2 small burner

43,195/-

## BH 1094 SQ DB TR



WxD - 900x410 || W1xD1 - 860x360 mm

- 8 mm thick toughened glass
- High precision gas valve for no sim-off
- Integrated multi-spark auto ignition AC 230-240 V
- Strong vitreous enamelled pan supports
- Stainless steel drip tray, smart and elegant knobs
- Warranty: Glass 5 years

**Cooking Output**

- Forged brass burner with double ring flame
- 1 triple ring, 1 big and 2 small burner

38,395/-

## BH 1094 XL SQ DB TR



WxD - 900x510 || W1xD1 - 860x470 mm

- 8 mm thick toughened glass
- High precision gas valve for no sim-off
- Integrated multi-spark auto ignition AC 230-240 V
- Strong vitreous enamelled pan supports
- Stainless steel drip tray, Smart and elegant knobs
- Warranty: Glass 5 years

**Cooking Output**

- Forged brass burner with double ring flame
- 1 triple ring, 1 big and 2 small burner

40,795/-

## BH 1074 SQ DB



WxD - 700x510 || W1xD1 - 658x479 mm


- 8 mm thick toughened glass
- High precision gas valve for no sim-off
- Integrated multi-spark auto ignition AC 230-240 V
- Strong vitreous enamelled pan supports
- Bakelite knobs
- Warranty: Glass 5 years

**Cooking Output**

- Forged brass burner with double ring flame
- 2 big and 2 small burner

30,595/-

## BH 1074 SQ DB TR 77



WxD - 770x510 || W1xD1 - 723x474 mm


- 8 mm thick toughened glass
- High precision gas valve for no sim-off
- Integrated multi-spark auto ignition AC 230-240 V
- Strong vitreous enamelled pan supports
- Bakelite knobs
- Warranty: Glass 5 years

**Cooking Output**

- Forged brass burner with double ring flame
- 1 triple ring, 1 big and 2 small burner

33,595/-

**BH 1073 SQ DB**

 <p>WxD - 730x420    W1xD1 - 688x390 mm</p>	<ul style="list-style-type: none"> <li>- 8 mm thick toughened glass</li> <li>- High precision gas valve for no sim-off</li> <li>- Integrated multi-spark auto ignition AC 230-240 V</li> <li>- Strong vitreous enamelled pan supports</li> <li>- Bakelite knobs</li> <li>- <b>Warranty:</b> Glass 5 years</li> </ul> <p><b>Cooking Output</b></p> <ul style="list-style-type: none"> <li>- Forged brass burner with double ring flame</li> <li>- 2 big and 1 small burner</li> </ul>	<p>24,595/-</p>
--	--	-----------------


**BH 1064 DLX DB**

 <p>WxD - 600x510    W1xD1 - 558x478 mm</p>	<ul style="list-style-type: none"> <li>- 8 mm thick toughened glass</li> <li>- High precision gas valve for no sim-off</li> <li>- Integrated multi-spark auto ignition AC 230-240 V</li> <li>- Strong vitreous enamelled pan supports</li> <li>- Bakelite knobs</li> <li>- <b>Warranty:</b> Glass 5 years</li> </ul> <p><b>Cooking Output</b></p> <ul style="list-style-type: none"> <li>- Forged brass burner with double ring flame</li> <li>- 2 big and 2 small burner</li> </ul>	<p>29,995/-</p>
--	--	-----------------

**BH 1063 SQ DB**

 <p>WxD - 600x510    W1xD1 - 558x478 mm</p>	<ul style="list-style-type: none"> <li>- 8 mm thick toughened glass</li> <li>- High precision gas valve for no sim-off</li> <li>- Integrated multi-spark auto ignition AC 230-240 V</li> <li>- Strong vitreous enamelled pan supports</li> <li>- Bakelite knobs</li> <li>- <b>Warranty:</b> Glass 5 years</li> </ul> <p><b>Cooking Output</b></p> <ul style="list-style-type: none"> <li>- Forged brass burner with double ring flame</li> <li>- 2 big and 1 small burner</li> </ul>	<p>24,495/-</p>
--	--	-----------------

**BH 1061 DB TR SS**

 <p>WxD - 590x500    W1xD1 - 570x483 mm</p>	<ul style="list-style-type: none"> <li>- High precision gas valve for no sim-off</li> <li>- Integrated multi-spark auto ignition AC 230-240 V</li> <li>- Strong mild steel pan supports</li> <li>- Bakelite knobs</li> </ul> <p><b>Cooking Output</b></p> <ul style="list-style-type: none"> <li>- Forged brass burner with double ring flame</li> <li>- 1 triple ring, 2 big and 1 small burner</li> </ul>	<p>26,395/-</p>
--	---	-----------------

**BH 1012 RO DB**

 <p>WxD - 330x510    W1xD1 - 268x476 mm</p>	<ul style="list-style-type: none"> <li>- 8 mm thick toughened glass</li> <li>- High precision gas valve for no sim-off</li> <li>- Integrated multi-spark auto ignition AC 230-240 V</li> <li>- Strong vitreous enamelled pan supports</li> <li>- Bakelite knobs</li> <li>- <b>Warranty:</b> Glass 5 years</li> </ul> <p><b>Cooking Output</b></p> <ul style="list-style-type: none"> <li>- Forged brass burner with double ring flame</li> <li>- 1 big and 1 small burner</li> </ul>	<p>17,595/-</p>
--	--	-----------------




**BUILT-IN-HOBS WITH SEALED BURNERS**

**BH 1073 TR Glass**

 <p>WxD - 730x420    W1xD1 - 688x390 mm</p>	<ul style="list-style-type: none"> <li>- 8 mm thick toughened glass</li> <li>- High precision gas valve for no sim-off</li> <li>- Integrated multi-spark auto ignition AC 230-240 V</li> <li>- Strong MS pan supports, Stainless steel drip tray</li> <li>- Bakelite knobs</li> </ul> <p><b>Cooking Output</b></p> <ul style="list-style-type: none"> <li>- European sealed burners</li> <li>- 1 triple ring, 1 rapid and 1 semi-rapid burner</li> </ul>	<p>20,395/-</p>
--	--	-----------------

**BH 1065 TR Glass**

 <p>WxD - 600x510    W1xD1 - 558x478 mm</p>	<ul style="list-style-type: none"> <li>- 8 mm thick toughened glass</li> <li>- High precision gas valve for no sim-off</li> <li>- Integrated multi-spark auto ignition AC 230-240 V</li> <li>- Strong MS pan supports, Stainless steel drip tray</li> <li>- Bakelite knobs</li> </ul> <p><b>Cooking Output</b></p> <ul style="list-style-type: none"> <li>- European sealed burners</li> <li>- 1 triple ring, 1 auxiliary and 2 semi-rapid burner</li> </ul>	<p>20,395/-</p>
--	--	-----------------

## FREE STANDING HOBS WITH FORGED BRASS BURNERS

## BH 1074 FB BW



WxDxH - 770x550x135 mm

- 8 mm thick reinforced toughened glass
- Bevelled on all sides, Rich matt steel body, Bakelite knobs
- Matt stainless steel drip tray
- Integrated multi-spark auto ignition DC 1.5 V (AI Model)
- Strong vitreous enamelled pan supports
- ISI certified (BH 1074 FB BW)
- **Warranty:** Glass 5 years, Burner 5 years

21,595/-

23,395/-  
(AI Model)

## Cooking Output

- Forged brass burner
- 1 high flame, 1 big and 2 small burner

## BH 1074 FB BW AI FFD



WxDxH - 770x510x140 mm

- 8 mm thick reinforced toughened glass
- Bevelled on all sides, Rich matt steel body, Bakelite knobs
- Matt stainless steel drip tray
- Integrated multi-spark auto ignition DC 1.5 V
- Enabled with flame failure device for total safety
- Strong vitreous enamelled pan supports
- **Warranty:** Burner 5 years

32,395/-

## Cooking Output

- Forged brass burner
- 1 high flame, 1 big and 2 small burner

## BH 1073 FB BW



WxDxH - 730x450x135 mm

- 8 mm thick reinforced toughened glass
- Bevelled on all sides, Rich matt steel body, Bakelite knobs
- Matt stainless steel drip tray
- Integrated multi-spark auto ignition DC 1.5 V (AI Model)
- Strong vitreous enamelled pan supports
- ISI certified (BH 1073 FB BW)
- **Warranty:** Glass 5 years, Burner 5 years

18,995/-

20,395/-  
(AI Model)

## Cooking Output

- Forged brass burner
- 1 high flame, 1 big and 1 small burner

## BH 1073 FB BW AI FFD



WxDxH - 730x420x140 mm

- 8 mm thick reinforced toughened glass
- Bevelled on all sides, Rich matt steel body, Bakelite knobs
- Matt stainless steel drip tray
- Integrated multi-spark auto ignition DC 1.5 V
- Enabled with flame failure device for total safety
- Strong vitreous enamelled pan supports
- **Warranty:** Burner 5 years

26,395/-

## Cooking Output

- Forged brass burner
- 1 high flame, 1 big and 1 small burner

## HOBS TOPS WITH DOUBLE RING ITALIAN BURNERS

## BH 1074 SQF IN



WxD - 700x510 || W1xD1 - 655x476 mm


- 8 mm thick toughened glass
- High precision gas valve for no sim-off
- Integrated multi-spark auto ignition DC 1.5 V
- Strong vitreous enamelled pan supports
- Bakelite knobs
- **Warranty:** Glass 5 years

27,595/-

## Cooking Output

- Italian double ring burner specially designed for Indian cooking
- 2 big and 2 small burner

## BH 1074 IN BW with Frame



WxD - 770x510 || W1xD1 - 723x474 mm

- 8 mm thick reinforced toughened glass
- Beveled on all sides, Alloy knobs
- High precision gas valve for no sim-off
- Integrated multi-spark auto ignition DC 1.5 V
- Strong vitreous enamelled pan supports
- **Warranty:** Glass 5 years

29,995/-

## Cooking Output

- Italian double ring burner specially designed for Indian cooking
- 2 big and 2 small burner

## BH 1073 SQF IN



WxD - 730x420 || W1xD1 - 685x386 mm

- 8 mm thick toughened glass
- High precision gas valve for no sim-off
- Integrated multi-spark auto ignition DC 1.5 V
- Strong vitreous enamelled pan supports
- Bakelite knobs
- **Warranty:** Glass 5 years

22,795/-

## Cooking Output

- Italian double ring burner specially designed for Indian cooking
- 2 big and 1 small burner

## BH 1073 IN BW with Frame



WxD - 730x420 || W1xD1 - 688x390 mm

- 8 mm thick reinforced toughened glass
- Beveled on all sides, Alloy knobs
- High precision gas valve for no sim-off
- Integrated multi-spark auto ignition DC 1.5 V
- Strong vitreous enamelled pan supports
- **Warranty:** Glass 5 years

25,195/-

## Cooking Output

- Italian double ring burner specially designed for Indian cooking
- 2 big and 1 small burner

## HOBS TOPS WITH DOUBLE RING FORGED BRASS BURNERS

## 1074 SQ HT BW 70



WxD - 700x510 || W1xD1 - 658x479 mm

- 8 mm thick reinforced toughened glass
- High precision gas valve for no sim-off
- Integrated multi-spark auto ignition AC 230-240 V
- Strong vitreous enamelled pan supports
- Smart and elegant knobs
- Beveled on all sides
- **Warranty:** Glass 5 years

**Cooking Output**

- Forged brass burner with double ring flame
- 2 big and 2 small burner

33,595/-

## 1074 X SQ HT DB TR 70



WxD - 700x510 || W1xD1 - 650x470 mm

- 8 mm thick toughened glass
- High precision gas valve for no sim-off
- Integrated multi-spark auto ignition DC 1.5 V
- Strong vitreous enamelled pan supports
- Bakelite knobs
- **Warranty:** Glass 5 years

**Cooking Output**

- Forged brass burner with double ring flame
- Triple ring burner for faster cooking
- 1 triple ring, 1 big and 2 small burner

33,995/-

## BH 1074 SQ HT DB



WxD - 700x510 || W1xD1 - 650x470 mm

- 8 mm thick toughened glass
- High precision gas valve for no sim-off
- Integrated multi-spark auto ignition DC 1.5 V
- Strong vitreous enamelled pan supports
- Stainless steel drip tray, Bakelite knobs
- **Warranty:** Glass 5 years

**Cooking Output**

- Forged brass burner with double ring flame
- 2 big and 2 small burner

28,995/-

## BH 1074 SQ HT DB TR 77



WxD - 770x510 || W1xD1 - 723x474 mm

- 8 mm thick toughened glass
- High precision gas valve for no sim-off
- Integrated multi-spark auto ignition DC 1.5 V
- Strong vitreous enamelled pan supports
- Bakelite knobs
- **Warranty:** Glass 5 years

**Cooking Output**

- Forged brass burner with double ring flame
- Triple ring burner for faster cooking
- 1 triple ring, 1 big and 2 small burner

35,395/-

## BH 1074 HT DB BW 77



WxD - 770x510 || W1xD1 - 720x470 mm

- 8 mm thick reinforced toughened glass
- Beveled on all sides, Smart & elegant knobs
- High precision gas valve for no sim-off
- Integrated multi-spark auto ignition DC 1.5 V
- Strong vitreous enamelled pan supports
- **Warranty:** Glass 5 years

**Cooking Output**

- Forged brass burner with double ring flame
- 2 big and 2 small burner

34,795/-

## BH 1073 HT DB BW



WxD - 730x420 || W1xD1 - 688x390 mm

- 8 mm thick reinforced toughened glass
- Beveled on all sides, Smart & elegant knobs
- High precision gas valve for no sim-off
- Integrated multi-spark auto ignition DC 1.5 V
- Strong vitreous enamelled pan supports
- **Warranty:** Glass 5 years

**Cooking Output**

- Forged brass burner with double ring flame
- 2 big and 1 small burner

26,995/-

## BH 1073 XL SQ HT DB TR BW 77



WxD - 770x510 mm || W1xD1 - 723x474 mm

- 8 mm thick reinforced toughened glass
- High precision gas valve for no sim-off
- Integrated multi-spark auto ignition DC 1.5 V
- Strong vitreous enamelled pan supports
- Smart and elegant knobs
- Beveled on all sides
- **Warranty:** Glass 5 years

**Cooking Output**

- Forged brass burner with double ring flame
- 1 triple ring, 1 big and 1 small burner

35,995/-

## BH 1073 SQ HT DB TR



WxD - 730x420 || W1xD1 - 688x390 mm

- 8 mm thick toughened glass
- High precision gas valve for no sim-off
- Integrated multi-spark auto ignition DC 1.5 V
- Strong vitreous enamelled pan supports
- Stainless steel drip tray, Bakelite knobs
- **Warranty:** Glass 5 years

**Cooking Output**

- Forged brass burner with double ring flame
- 1 triple ring, 1 big and 1 small burner

27,195/-

## BH 1073 SQ HT DB



WxD - 730x420 || W1xD1 - 688x390 mm

- 8 mm thick toughened glass
- High precision gas valve for no sim-off
- Integrated multi-spark auto ignition DC 1.5 V
- Strong vitreous enamelled pan supports
- Stainless steel drip tray, Bakelite knobs
- **Warranty:** Glass 5 years

**Cooking Output**

- Forged brass burner with double ring flame
- 2 big and 1 small burner

25,795/-

## 1065 X RO HT DB



WxD - 650x510 || W1xD1 - 606x473 mm

- 8 mm thick toughened glass
- High precision gas valve for no sim-off
- Integrated multi-spark auto ignition DC 1.5 V
- Strong vitreous enamelled round pan supports
- Stainless steel drip tray
- Bakelite knobs
- **Warranty:** Glass 5 years

**Cooking Output**


- Forged brass burner with double ring flame
- 2 big and 2 small burner

29,395/-


BH 1064 RO HT DB

 <p>WxD - 600x510    W1xD1 - 558x478 mm</p>	<ul style="list-style-type: none"> <li>- 8 mm thick toughened glass</li> <li>- High precision gas valve for no sim-off</li> <li>- Integrated multi-spark auto ignition DC 1.5 V</li> <li>- Strong vitreous enamelled pan supports</li> <li>- Bakelite knobs</li> <li>- <b>Warranty:</b> Glass 5 years</li> </ul> <p><b>Cooking Output</b></p> <ul style="list-style-type: none"> <li>- Forged brass burner with double ring flame</li> <li>- 2 big and 2 small burner</li> </ul>	<p>28,395/-</p>
--	--	-----------------


BH 1073 SQ IN BB

 <p>WxD - 730x420 mm    W1xD1 - 688x398 mm</p>	<ul style="list-style-type: none"> <li>- 8 mm thick toughened glass</li> <li>- High precision gas valve for no sim-off</li> <li>- Integrated multi-spark auto ignition AC 230-240 V</li> <li>- Strong vitreous enamelled pan supports</li> <li>- Stainless steel drip tray</li> <li>- Bakelite knobs</li> <li>- <b>Warranty:</b> Glass 5 years</li> </ul> <p><b>Cooking Output</b></p> <ul style="list-style-type: none"> <li>- Italian double ring brass burner</li> <li>- 2 big and 1 small burner</li> </ul>	<p>26,395/-</p>
---	---	-----------------

BH 1065 X SQ HT DB TR 65

 <p>WxD - 650x510    W1xD1 - 605x478 mm</p>	<ul style="list-style-type: none"> <li>- 8 mm thick toughened glass</li> <li>- High precision gas valve for no sim-off</li> <li>- Integrated multi-spark auto ignition DC 1.5 V</li> <li>- Strong vitreous enamelled round pan supports</li> <li>- Stainless steel drip tray</li> <li>- Bakelite knobs</li> <li>- <b>Warranty:</b> Glass 5 years</li> </ul> <p><b>Cooking Output</b></p> <ul style="list-style-type: none"> <li>- Forged brass burner with double ring flame</li> <li>- 1 triple ring, 1 big and 2 small burner</li> </ul>	<p>31,995/-</p>
--	--	-----------------

BH 1022 SQ HT DB

 <p>WxD - 660x330    W1xD1 - 620x290 mm</p>	<ul style="list-style-type: none"> <li>- 8 mm thick toughened glass</li> <li>- High precision gas valve for no sim-off</li> <li>- Integrated multi-spark auto ignition DC 1.5 V</li> <li>- Strong vitreous enamelled pan supports</li> <li>- Bakelite knobs</li> <li>- <b>Warranty:</b> Glass 5 years</li> </ul> <p><b>Cooking Output</b></p> <ul style="list-style-type: none"> <li>- Forged brass burner with double ring flame</li> <li>- 1 big and 1 small burner</li> </ul>	<p>18,995/-</p>
--	--	-----------------




ITALIAN DOUBLE RING BURNERS BRASS TOP

BH 1063 RO IN HT BB

 <p>WxD - 600x510 mm    W1xD1 - 558x478 mm</p>	<ul style="list-style-type: none"> <li>- 8 mm thick toughened glass</li> <li>- High precision gas valve for no sim-off</li> <li>- Integrated multi-spark auto ignition DC 1.5 V</li> <li>- Strong vitreous enamelled pan supports</li> <li>- Bakelite knobs</li> <li>- <b>Warranty:</b> Glass 5 years</li> </ul> <p><b>Cooking Output</b></p> <ul style="list-style-type: none"> <li>- Italian double ring brass burners</li> <li>- 2 big and 1 small burner</li> </ul>	<p>24,995/-</p>
---	---	-----------------

BUILT-IN INDUCTION HOB

BH 1013 IC

 <p>WxD - 288x520    W1xD1 - 268x500 mm</p>	<ul style="list-style-type: none"> <li>- 2 Induction zones</li> <li>- 9 Level digital power display for each zone</li> <li>- Touch controls, 99 minute timer</li> <li>- Child safety lock, Residual heat indicator</li> <li>- Automatic safety shut-off</li> <li>- Automatic pan detection</li> </ul> <p><b>Cooking Output</b></p> <ul style="list-style-type: none"> <li>- Zone-I - 1500W, Zone-II - 2000W</li> <li>- Electrical operation</li> </ul>	<p>44,395/-</p>
--	--	-----------------



Mirror Finish Ultra-Slim  
Black Glass Cooktops

Stunningly Beautiful,  
Amazingly Strong


With the **new Glen Ultra Slim Glass Cooktop**, you've got the space. Now using all the burners simultaneously is not only possible but very convenient too!

In addition a host of innovative features and ultra modern looks. So bring one home today and enjoy the freedom.



**STRONGER FORGED BRASS BURNERS**

Now with Double Ring Flame specially designed for Indian high energy cooking. These extra strong, long lasting brass burners made with forging technology are today simply the best burner option for Indian cooking.



**STRONG VITREOUS ENAMELED PAN SUPPORTS**

Robust and sturdy supports help to easily accommodate large and heavy vessels.



**ULTRA SLIM**

40mm Ultra Slim sleek appearance with ultra slim body. The looks of the future.

**ULTRA SLIM MIRROR FINISH GLASS COOKTOPS**

**CT 1035 Ultra Slim Mirror**



WxDxH - 782x455x100 mm

- 8 mm thick toughened glass
- Black powder coated body
- Enamelled pan supports
- Ergonomic knobs
- Multi-spark auto ignition (AI Model)
- ISI certified (CT 1035 Ultra Slim Mirror)
- **Warranty:** Glass 5 years, Gas valve 5 years, Burner 5 years

15,995/-  
17,495/-  
\*(AI model)

**Cooking Output**  
- Forged brass burner  
- 1 high flame, 1 big and 1 small burner

**CT 1047 Ultra Slim Mirror**



WxDxH - 705x555x100 mm


- 8 mm thick toughened glass
- Black powder coated body
- Enamelled pan supports
- Ergonomic knobs
- Multi-spark auto ignition (AI Model)
- ISI certified (CT 1047 Ultra Slim Mirror)
- **Warranty:** Glass 5 years, Gas valve 5 years, Burner 5 years

19,495/-  
20,995/-  
\*(AI model)

**Cooking Output**  
- Forged brass burner  
- 1 high flame, 1 big and 2 small burner

**ULTRA SLIM APRICOT COLOR GLASS COOKTOPS**

**CT 1035 Ultra Slim Apricot AI**



WxDxH - 782x455x100 mm

- 8 mm thick toughened glass
- Apricot powder coated body
- Enamelled pan supports
- Ergonomic knobs
- Multi-spark auto ignition (AI Model)
- ISI certified (CT 1035 Ultra Slim Apricot)
- **Warranty:** Glass 5 years, Gas valve 5 years, Burner 5 years

16,495/-  
17,995/-  
\*(AI model)

**Cooking Output**  
- Forged brass burner  
- 1 high flame, 1 big and 1 small burner

**CT 1047 Ultra Slim Apricot AI**



WxDxH - 705x555x100 mm

- 8 mm thick toughened glass
- Apricot powder coated body
- Enamelled pan supports
- Ergonomic knobs
- Multi-spark auto ignition (AI Model)
- ISI certified (CT 1047 Ultra Slim Apricot)
- **Warranty:** Glass 5 years, Gas valve 5 years, Burner 5 years

19,995/-  
21,495/-  
\*(AI model)

**Cooking Output**  
- Forged brass burner  
- 1 high flame, 1 big and 2 small burner



Glass Cooktops  
Stronger forged  
brass burners  
with double ring  
flame

A forged brass burner has a higher specific strength as well as higher toughness in comparison to a casting. This makes the burner lighter, stiffer and less susceptible to cracking than casting. Forging puts energy into the metal and changes the internal grain structure (crystalline), giving it additional strength.



**STRONGER FORGED BRASS BURNERS**

Now get the best of both worlds, the extra strong, long lasting brass burners made with forged technology now come with the high energy, high efficiency Double Ring Flame. Specially designed for Indian cooking these are available in a choice of burner configurations.

**STRONG VITREOUS ENAMELLED PAN SUPPORTS**

Robust and sturdy supports help to easily accommodate large and heavy vessels.

**GLASS COOKTOPS WITH SQUARE PAN SUPPORT**

CT 1049 SQ GT FB



WxDxH - 905x450x140 mm

- 8 mm thick toughened glass
  - Rich matt stainless steel body, Enamelled pan supports
  - Multi-spark auto ignition (AI Model)
  - ISI certified (CT 1049 SQ GT Forged BB)
  - Matt stainless steel drip tray, Ergonomic knobs
  - **Warranty:** Glass 5 years, Gas valve 5 years, Burner 5 years
- Cooking Output**
- Forged brass burner
  - 1 high flame, 1 big and 2 small burner

17,995/-  
19,795/-  
(AI Model)

CT 1048 SQ GT FB BL



WxDxH - 705x570x140 mm

- 8 mm thick toughened glass
  - Black powder coated body, Enamelled pan supports
  - Multi-spark auto ignition (AI Model)
  - ISI certified (CT 1048 SQ GT BL Forged BB)
  - Matt stainless steel drip tray, Ergonomic knobs
  - **Warranty:** Glass 5 years, Gas valve 5 years, Burner 5 years
- Cooking Output**
- Forged brass burner
  - 1 high flame, 1 big and 2 small burner

16,895/-  
18,695/-  
(AI Model)

CT 1048 SQ GT FB



WxDxH - 705x570x140 mm

- 8 mm thick toughened glass
  - Rich matt stainless steel body, Enamelled pan supports
  - Multi-spark auto ignition (AI Model)
  - ISI certified (CT 1048 SQ GT SS Forged BB)
  - Matt stainless steel drip tray, Ergonomic knobs
  - **Warranty:** Glass 5 years, Gas valve 5 years, Burner 5 years
- Cooking Output**
- Forged brass burner
  - 1 high flame, 1 big and 2 small burner

16,895/-  
18,695/-  
(AI Model)

CT 1038 SQ GT FB



WxDxH - 785x460x140 mm

- 8 mm thick toughened glass
  - Rich matt stainless steel body, Enamelled pan supports
  - Multi-spark auto ignition (AI Model)
  - ISI certified (CT 1038 SQ GT SS Forged BB)
  - Matt stainless steel drip tray, ergonomic knobs
  - **Warranty:** Glass 5 years, Gas valve 5 years, Burner 5 years
- Cooking Output**
- Forged brass burner
  - 1 high flame, 1 big and 1 small burner

14,795/-  
16,495/-  
(AI Model)

CT 1038 SQ GT FB BL



WxDxH - 785x460x140 mm

- 8 mm thick toughened glass
  - Black powder coated body, Enamelled pan supports
  - Multi-spark auto ignition (AI Model)
  - ISI certified (CT 1038 SQ GT BL Forged BB)
  - Matt stainless steel drip tray, Ergonomic knobs
  - **Warranty:** Glass 5 years, Gas valve 5 years, Burner 5 years
- Cooking Output**
- Forged brass burner
  - 1 high flame, 1 big and 1 small burner

14,795/-  
16,495/-  
(AI Model)

**MIRROR FINISH GLASS COOKTOPS**

CT 1048 GT FB Mirror



WxDxH - 700x565x118 mm

- Reinforced mirror finish toughened glass
  - Rich matt Stainless steel body & drip tray
  - Multi-spark auto ignition (AI Model)
  - ISI certified (CT 1048 GT Forged BB Mirror)
  - 4 mm thick vitreous enamelled pan supports
  - **Warranty:** Glass 5 years, Gas valve 5 years, Burner 5 years
- Cooking Output**
- Forged brass burner
  - 1 high flame, 1 big and 2 small burner

16,995/-  
18,795/-  
(AI Model)

CT 1048 GT FB Mirror Black



WxDxH - 700x565x118 mm

- Reinforced mirror finish toughened glass
  - Black powder coated body & SS drip tray
  - Multi-spark auto ignition (AI Model)
  - ISI certified (CT 1048 GT Forged BB Mirror Black)
  - 4 mm thick vitreous enamelled pan supports
  - **Warranty:** Glass 5 years, Gas valve 5 years, Burner 5 years
- Cooking Output**
- Forged brass burner
  - 1 high flame, 1 big and 2 small burner

16,995/-  
18,795/-  
(AI Model)

CT 1042 GT FB Mirror



WxDxH - 600x565x118 mm

- Reinforced mirror finish toughened glass
  - Rich matt stainless steel body & drip tray
  - Multi-spark auto ignition (AI Model)
  - ISI certified (CT 1042 GT Forged BB Mirror)
  - 4 mm thick vitreous enamelled pan supports
  - **Warranty:** Glass 5 years, Gas valve 5 years, Burner 5 years
- Cooking Output**
- Forged brass burner
  - 1 high flame, 1 big and 2 small burner

15,995/-  
17,595/-  
(AI Model)

CT 1042 GT FB Mirror Black



WxDxH - 600x565x118 mm

- Reinforced mirror finish toughened glass
  - Black powder coated body & SS drip tray
  - Multi-spark auto ignition (AI Model)
  - ISI certified (CT 1042 GT Forged BB Mirror Black)
  - 4 mm thick vitreous enamelled pan supports
  - **Warranty:** Glass 5 years, Gas valve 5 years, Burner 5 years
- Cooking Output**
- Forged brass burner
  - 1 high flame, 1 big and 2 small burner

15,995/-  
17,595/-  
(AI Model)

CT 1038 GT FB Mirror




WxDxH - 780x455x118 mm

- Reinforced mirror finish toughened glass
  - Rich matt stainless steel body & drip tray
  - Multi-spark auto ignition (AI Model)
  - ISI certified (CT 1038 GT Forged BB Mirror)
  - 4 mm thick vitreous enamelled pan supports
  - **Warranty:** Glass 5 years, Gas valve 5 years, Burner 5 years
- Cooking Output**
- Forged brass burner
  - 1 high flame, 1 big and 1 small burner


14,995/-  
16,995/-  
(AI Model)

CT 1038 GT FB Mirror Black

 <p>WxDxH - 780x455x118 mm</p>	<ul style="list-style-type: none"> <li>- Reinforced mirror finish toughened glass</li> <li>- Black powder coated body &amp; SS drip tray</li> <li>- Multi-spark auto ignition (AI Model)</li> <li>- ISI certified (CT 1038 GT Forged BB Mirror Black)</li> <li>- 4 mm thick vitreous enamelled pan supports</li> <li>- <b>Warranty:</b> Glass 5 years, Gas valve 5 years, Burner 5 years</li> </ul>	<p>14,995/-</p>
	<p><b>Cooking Output</b></p> <ul style="list-style-type: none"> <li>- Forged brass burner</li> <li>- 1 high flame, 1 big and 1 small burner</li> </ul>	<p>16,995/- (AI Model)</p>


GLASS COOKTOPS WITH FORGED BRASS BURNERS

CT 1049 GT FB


 <p>WxDxH - 950x440x118 mm</p>	<ul style="list-style-type: none"> <li>- 8 mm thick toughened glass top</li> <li>- Rich matt stainless steel body &amp; drip tray</li> <li>- Multi-spark auto ignition (AI Model)</li> <li>- ISI certified (CT 1049 GT Forged BB)</li> <li>- 4 mm thick extra strong pan supports</li> <li>- <b>Warranty:</b> Glass 5 years, Gas valve 5 years, Burner 5 years</li> </ul>	<p>16,395/-</p>
	<p><b>Cooking Output</b></p> <ul style="list-style-type: none"> <li>- Forged brass burner</li> <li>- 1 high flame, 1 big and 2 small burner</li> </ul>	<p>17,995/- (AI Model)</p>




CT 1042 GT FB

 <p>WxDxH - 600x565x118 mm</p>	<ul style="list-style-type: none"> <li>- 8 mm thick toughened glass top</li> <li>- Rich matt stainless steel body &amp; drip tray</li> <li>- Multi-spark auto ignition (AI Model)</li> <li>- ISI certified (CT 1042 GT Forged BB)</li> <li>- 4 mm thick extra strong pan supports</li> <li>- <b>Warranty:</b> Glass 5 years, Gas valve 5 years, Burner 5 years</li> </ul>	<p>13,995/-</p>
	<p><b>Cooking Output</b></p> <ul style="list-style-type: none"> <li>- Forged brass burner</li> <li>- 1 high flame, 1 big and 2 small burner</li> </ul>	<p>15,595/- (AI Model)</p>

CT 1041 GT FB

 <p>WxDxH - 600x565x118 mm</p>	<ul style="list-style-type: none"> <li>- Easy to clean toughened glass top</li> <li>- Sturdy pan supports</li> <li>- Multi-spark auto ignition (AI Model)</li> <li>- ISI certified (CT 1041 GT FBB)</li> <li>- Stainless steel drip tray</li> <li>- <b>Warranty:</b> Glass 2 years, Burner 5 years</li> </ul>	<p>12,295/-</p>
	<p><b>Cooking Output</b></p> <ul style="list-style-type: none"> <li>- Forged brass burner</li> <li>- 2 big and 2 small burner</li> </ul>	<p>14,095/- (AI Model)</p>

CT 1041 GT FB Black

 <p>WxDxH - 600x565x118 mm</p>	<ul style="list-style-type: none"> <li>- Easy to clean toughened black glass top</li> <li>- Sturdy pan supports</li> <li>- Multi-spark auto ignition (AI Model)</li> <li>- ISI certified (CT 1041 GT FBB Black)</li> <li>- Stainless steel drip tray</li> <li>- <b>Warranty:</b> Glass 2 years, Burner 5 years</li> </ul>	<p>12,295/-</p>
	<p><b>Cooking Output</b></p> <ul style="list-style-type: none"> <li>- Forged brass burner</li> <li>- 2 big and 2 small burner</li> </ul>	<p>14,095/- (AI Model)</p>

## CT 1038 GT FB DD



WxDxH - 780x455x118 mm

- 8 mm thick toughened glass top
- 4 mm thick sturdy pan supports
- Multi-spark auto ignition (AI Model)
- ISI certified (CT 1038 GT FB DD)
- Stainless steel drip tray (1 removable & other fixed)
- Rich matt stainless steel body
- **Warranty:** Glass 5 years, Gas valve 5 years, Burner 5 years

12,795/-

14,395/-  
(AI Model)

## Cooking Output

- Forged brass burner
- 1 high flame, 1 big and 1 small burner

## CT 1038 GT FB DD Black



WxDxH - 780x455x118 mm

- 8 mm thick toughened glass top
- 4 mm thick sturdy pan supports
- Multi-spark auto ignition (AI Model)
- ISI certified (CT 1038 GT FB DD Black)
- Stainless steel drip tray (1 removable & other fixed)
- Black powder coated body
- **Warranty:** Glass 5 years, Gas valve 5 years, Burner 5 years

12,795/-

14,395/-  
(AI Model)

## Cooking Output

- Forged brass burner
- 1 high flame, 1 big and 1 small burner

## CT 1033 GT XL FB DD



WxDxH - 726x440x118 mm

- 8 mm thick toughened glass top
- Matt stainless steel body, 4 mm thick sturdy pan supports
- Multi-spark auto ignition (AI Model)
- ISI certified (CT 1033 GT XL FB DD)
- Stainless steel drip tray (1 removable & other fixed)
- **Warranty:** Glass 5 years, Gas valve 5 years, Burner 5 years

11,995/-

13,595/-  
(AI Model)

## Cooking Output

- Forged brass burner
- 1 high flame, 1 big and 1 small burner

## CT 1033 GT XL FB DD Black



WxDxH - 726x440x118 mm

- 8 mm thick toughened glass top
- Black powder coated body, 4 mm thick sturdy pan supports
- Multi-spark auto ignition (AI Model)
- ISI certified (CT 1033 GT XL FB DD Black)
- Stainless steel drip tray (1 removable & other fixed)
- **Warranty:** Glass 5 years, Gas valve 5 years, Burner 5 years

11,995/-

13,595/-  
(AI Model)

## Cooking Output

- Forged brass burner
- 1 high flame, 1 big and 1 small burner

## CT 1021 GT FB HF



WxDxH - 660x390x118 mm

- Easy to clean toughened glass top
- Rich matt stainless steel body & drip tray
- Multi-spark auto ignition (AI Model)
- ISI certified (CT 1021 GT Forged Burner HF)
- Sturdy pan supports
- **Warranty:** Glass 2 years, Burner 5 years

7,595/-

8,995/-  
(AI Model)

## Cooking Output

- Forged brass burner
- 1 high flame, 1 small burner

## GLASS COOKTOPS WITH BRASS BURNERS &amp; ALLOY BURNERS

## CT 1046 GT HF BB



WxDxH - 600x565x118 mm

- 8 mm thick toughened glass top
- Rich matt stainless steel body & drip tray
- Multi-spark auto ignition (AI Model)
- ISI certified (CT 1046 GT HF BB)
- 4 mm thick sturdy Pan Supports
- **Warranty:** Glass 5 years

14,495/-

15,995/-  
(AI Model)

## Cooking Output

- Fuel efficient brass burner
- 1 high flame, 1 big and 2 small burner

## CT 1044 GT XL HF BB



WxDxH - 810x455x118 mm

- Easy to clean toughened glass top
- Rich matt stainless steel body
- Multi-spark auto ignition (AI model)
- ISI certified (CT 1044 GT XL HF BB)
- Sturdy pan supports, SS drip tray
- **Warranty:** Glass 2 years

14,395/-

15,995/-  
(AI Model)

## Cooking Output

- Fuel efficient brass burner
- 1 high flame, 1 big and 2 small burner

## CT 1043 GT BB Black



WxDxH - 600x565x118 mm

- Easy to clean toughened black glass top
- Sturdy pan supports, Stainless steel drip tray
- Multi-spark auto ignition (AI Model)
- ISI certified (CT 1043 GT BB Black)
- **Warranty:** Glass 2 years

10,695/-

12,495/-  
(AI Model)

## Cooking Output

- Fuel efficient brass burner
- 2 big and 2 small burner

## CT 1043 GT HF BB DD BL



WxDxH - 550x565x118 mm

- Easy to clean toughened black glass top
- Black powder coated body
- Multi-spark auto ignition (AI Model)
- Stainless steel drip tray (1 removable & other fixed)
- ISI Certified (CT 1043 GT HF BB DD BL)
- **Warranty:** Glass 2 years

12,295/-

14,295/-  
(AI Model)

## Cooking Output

- Fuel efficient brass burner
- 1 high flame, 1 big & 2 small burners

## CT 1043 GT AL



WxDxH - 550x565x118 mm


- Easy to clean toughened black glass top
- Rich matt steel body
- Sturdy pan supports
- Stainless steel drip tray
- **Warranty:** Glass 2 years

9,995/-


## Cooking Output

- Aluminum alloy burner
- 2 big and 2 small burner

## CT 1040 GT XL Junior BB Black

 <p>WxDxH - 550x560x110 mm</p>	<ul style="list-style-type: none"> <li>- Easy to clean toughened black glass top</li> <li>- Rich matt steel body</li> <li>- Sturdy pan supports</li> <li>- Stainless steel drip tray</li> <li>- <b>Warranty:</b> Glass 2 years</li> </ul> <p><b>Cooking Output</b></p> <ul style="list-style-type: none"> <li>- Fuel efficient brass burner</li> <li>- 2 big and 2 small burners</li> </ul>	8,995/-
---	---	---------

## CT 1048 GT HF BB BL

 <p>WxDxH - 700x565x118 mm</p>	<ul style="list-style-type: none"> <li>- 8 mm thick toughened glass top</li> <li>- Black powder coated body</li> <li>- 4 mm thick sturdy pan supports</li> <li>- Multi-spark auto ignition (AI Model)</li> <li>- ISI certified (CT 1048 GT HF BB BL)</li> <li>- Stainless steel drip tray</li> <li>- <b>Warranty:</b> Glass 5 years</li> </ul> <p><b>Cooking Output</b></p> <ul style="list-style-type: none"> <li>- Fuel efficient brass burner</li> <li>- 1 high flame, 1 big and 2 small burner</li> </ul>	14,695/- 16,495/- (AI Model)
---	---	------------------------------------

## CT 1036 GT HF BB

 <p>WxDxH - 770x440x118 mm</p>	<ul style="list-style-type: none"> <li>- 8 mm thick toughened glass top</li> <li>- Rich matt stainless steel body &amp; drip tray</li> <li>- Multi-spark auto ignition (AI Model)</li> <li>- ISI certified (CT 1036 GT HF BB)</li> <li>- 4 mm thick sturdy pan supports</li> <li>- <b>Warranty:</b> Glass 5 years</li> </ul> <p><b>Cooking Output</b></p> <ul style="list-style-type: none"> <li>- Fuel efficient brass burner</li> <li>- 1 high flame, 1 big and 1 small burner</li> </ul>	12,995/- 14,395/- (AI Model)
---	---	------------------------------------


## CT 1034 GT BB Black

 <p>WxDxH - 730x395x105 mm</p>	<ul style="list-style-type: none"> <li>- Easy to clean toughened black glass top</li> <li>- Black powder coated body</li> <li>- ISI certified</li> <li>- Stainless steel drip tray</li> <li>- Sturdy pan supports</li> <li>- <b>Warranty:</b> Glass 2 years</li> </ul> <p><b>Cooking Output</b></p> <ul style="list-style-type: none"> <li>- Fuel efficient brass burner</li> <li>- 2 big and 1 small burner</li> </ul>	7,995/-
---	---	---------

## CT 1041 GT BB

 <p>WxDxH - 600x565x118 mm</p>	<ul style="list-style-type: none"> <li>- Easy to clean toughened black glass top</li> <li>- Rich matt stainless steel body</li> <li>- ISI certified</li> <li>- Stainless steel drip tray</li> <li>- 4 mm thick sturdy pan supports</li> <li>- <b>Warranty:</b> Glass 2 years</li> </ul> <p><b>Cooking Output</b></p> <ul style="list-style-type: none"> <li>- Fuel efficient brass burner</li> <li>- 2 big and 2 small burner</li> </ul>	11,795/-
---	--	----------

## CT 1033 GT AL

 <p>WxDxH - 726x390x118 mm</p>	<ul style="list-style-type: none"> <li>- Easy to clean toughened black glass top</li> <li>- Rich matt stainless steel body &amp; SS drip tray</li> <li>- Sturdy pan supports</li> <li>- <b>Warranty:</b> Glass 2 years, Burner 5 years</li> </ul> <p><b>Cooking Output</b></p> <ul style="list-style-type: none"> <li>- Aluminum alloy burner</li> <li>- 1 high flame, 1 big and 1 small burner</li> </ul>	8,495/-
---	--	---------


## CT 1041 GT BB BL

 <p>WxDxH - 600x565x118 mm</p>	<ul style="list-style-type: none"> <li>- Easy to clean toughened black glass top</li> <li>- Black powder coated body</li> <li>- ISI certified</li> <li>- Stainless steel drip tray</li> <li>- 4 mm thick sturdy pan supports</li> <li>- <b>Warranty:</b> Glass 2 years</li> </ul> <p><b>Cooking Output</b></p> <ul style="list-style-type: none"> <li>- Fuel efficient brass burner</li> <li>- 2 big and 2 small burner</li> </ul>	11,295/- 13,095/- (AI Model)
---	--	------------------------------------

## CT 1033 GT BB AI

 <p>WxDxH - 726x390x118 mm</p>	<ul style="list-style-type: none"> <li>- Easy to clean toughened black glass top</li> <li>- Rich matt stainless steel body &amp; SS drip tray</li> <li>- Multi-spark auto ignition</li> <li>- Sturdy pan supports</li> <li>- <b>Warranty:</b> Glass 2 years</li> </ul> <p><b>Cooking Output</b></p> <ul style="list-style-type: none"> <li>- Fuel efficient brass burner</li> <li>- 1 high flame, 1 big and 1 small burner</li> </ul>	10,895/-
---	---	----------

## CT 1040 GT XL HF BB BL

 <p>WxDxH - 585x540x106 mm</p>	<ul style="list-style-type: none"> <li>- Easy to clean toughened black glass top</li> <li>- Black powder coated body</li> <li>- Sturdy pan supports</li> <li>- Stainless steel drip tray</li> <li>- <b>Warranty:</b> Glass 2 years</li> </ul> <p><b>Cooking Output</b></p> <ul style="list-style-type: none"> <li>- Fuel efficient brass burner</li> <li>- 1 high flame, 1 big and 2 small burner</li> </ul>	9,495/-
---	--	---------

## CT 1033 GT BB Black



- Easy to clean toughened black glass top
- Black powder coated body & SS drip tray
- Multi-spark auto ignition (AI Model)
- ISI certified (CT 1033 GT BB Black)
- Sturdy pan supports
- **Warranty:** Glass 2 years

**Cooking Output**  
 - Fuel efficient brass burner  
 - 1 high flame, 1 big and 1 small burner

9,095/-  
 10,895/-  
 (AI Model)

## CT 1033 GT XL BB Black



- Easy to clean toughened black glass top
- Black powder coated body & SS drip tray
- Multi-spark auto ignition (AI Model)
- ISI certified (CT 1033 GT XL BB Black)
- Sturdy pan supports
- **Warranty:** Glass 2 years

**Cooking Output**  
 - Fuel efficient brass burner  
 - 1 high flame, 1 big and 1 small burner

9,995/-  
 11,795/-  
 (AI Model)

## CT 1032 GT HF BB DD BL



- Easy to clean toughened glass top
- Multi-spark auto ignition (AI Model)
- 4 mm thick sturdy pan supports
- Stainless steel drip tray (1 removable & other fixed)
- ISI Certified (CT 1032 GT HF BB DD BL)
- **Warranty:** Glass 2 years

**Cooking Output**  
 - Fuel efficient brass burner  
 - 1 high flame, 1 big and 1 small burner

11,295/-  
 13,295/-  
 (AI Model)

## CT 1030 GT Junior BB Black



- Smaller size ideal for small kitchen
- Easy to clean, toughened glass top
- Sturdy pan supports, Stainless steel drip tray
- ISI certified, Ergonomic black knobs

**Cooking Output**  
 - Fuel efficient brass burner  
 - 2 big and 1 small burner

7,195/-

## CT 1020 GT AL



- Easy to clean toughened black glass top
- Rich matt steel body
- Sturdy pan supports
- Stainless steel drip tray
- **Warranty:** Glass 2 years, Burner 5 years

**Cooking Output**  
 - Aluminum alloy burner  
 - 1 big and 1 small burner

5,695/-

## CT 1021 GT HF BB Black



- Easy to clean toughened black glass top
- Sturdy pan supports
- Stainless steel drip tray
- Multi-spark auto ignition (AI Model)
- ISI certified (CT 1020 GT BB)
- **Warranty:** Glass 2 years

**Cooking Output**  
 - Fuel efficient brass burner  
 - 1 big and 1 small burner

7,195/-  
 8,595/-  
 (AI Model)

## CT 1020 GT BB Black



- Easy to clean toughened black glass top
- Sturdy pan supports
- Stainless steel drip tray
- ISI certified
- Revolving inlet nozzle
- **Warranty:** Glass 2 years

**Cooking Output**  
 - Fuel efficient brass burner  
 - 1 big and 1 small burner

6,095/-

## CT 1020 GT XL BB Black



- Easy to clean toughened black glass top
- Sturdy pan supports
- Stainless steel drip tray
- ISI certified
- Black powder coated body
- **Warranty:** Glass 2 years

**Cooking Output**  
 - Fuel efficient brass burner  
 - 1 big and 1 small burner

6,295/-

## CT 1020 GT Junior BB Black



- Smaller size ideal for small kitchen
- Easy to clean, toughened glass top
- Sturdy pan supports, Stainless steel drip tray
- ISI certified, Ergonomic black knobs

**Cooking Output**  
 - Fuel efficient brass burner  
 - 1 big and 1 small burner

5,295/-



**STAINLESS STEEL COOKTOPS WITH BRASS BURNERS & ALLOY BURNERS**

CT 1045 SS HF BB

<p>WxDxH - 700x565x115 mm</p>	<ul style="list-style-type: none"> <li>- Stainless steel body</li> <li>- 4 mm thick sturdy pan supports</li> <li>- Multi-spark auto ignition (AI Model)</li> <li>- ISI certified (CT 1045 SS HF BB)</li> <li>- Ergonomic black knobs</li> </ul> <p><b>Cooking Output</b></p> <ul style="list-style-type: none"> <li>- Fuel efficient brass burner</li> <li>- 1 high flame, 1 big and 2 small burner</li> </ul>	<p>12,395/-</p> <p>14,195/- (AI Model)</p>
-------------------------------	--	--

CT 1044 SS AL

<p>WxDxH - 595x565x115 mm</p>	<ul style="list-style-type: none"> <li>- Stainless steel body</li> <li>- 4 mm thick sturdy pan supports</li> <li>- Ergonomic black knobs</li> <li>- 360° swivel type revolving inlet nozzle</li> <li>- <b>Warranty:</b> Burner 5 years</li> </ul> <p><b>Cooking Output</b></p> <ul style="list-style-type: none"> <li>- Aluminium alloy burner for longer life</li> <li>- 2 big and 2 small burner</li> </ul>	<p>9,995/-</p>
-------------------------------	---	----------------

CT 1037 SS AL

<p>WxDxH - 720x440x115 mm</p>	<ul style="list-style-type: none"> <li>- Stainless Steel body</li> <li>- 4 mm thick sturdy pan supports</li> <li>- Ergonomic black knobs</li> <li>- 360° swivel type revolving inlet nozzle</li> <li>- <b>Warranty:</b> Burner 5 years</li> </ul> <p><b>Cooking Output</b></p> <ul style="list-style-type: none"> <li>- Aluminium alloy burner for longer life</li> <li>- 1 high flame, 1 big and 1 small burner</li> </ul>	<p>8,495/-</p>
-------------------------------	---	----------------

CT 1044 SS HF BB DT

<p>WxDxH - 595x565x115 mm</p>	<ul style="list-style-type: none"> <li>- Stainless steel body</li> <li>- 4 mm thick sturdy pan supports</li> <li>- ISI certified</li> <li>- Ergonomic black knobs</li> <li>- 360° Swivel type revolving inlet nozzle</li> </ul> <p><b>Cooking Output</b></p> <ul style="list-style-type: none"> <li>- Fuel efficient brass burner</li> <li>- 1 high flame, 1 big and 2 small burner</li> </ul>	<p>9,995/-</p>
-------------------------------	--	----------------

CT 1044 SS HF BB

<p>WxDxH - 595x565x115 mm</p>	<ul style="list-style-type: none"> <li>- Stainless steel body</li> <li>- 4 mm thick sturdy pan supports</li> <li>- ISI certified (CT 1044 SS HF BB)</li> <li>- Ergonomic black knobs</li> <li>- 360° Swivel type revolving inlet nozzle</li> </ul> <p><b>Cooking Output</b></p> <ul style="list-style-type: none"> <li>- Fuel efficient brass burner</li> <li>- 1 high flame, 1 big and 2 small burner</li> </ul>	<p>11,195/-</p> <p>12,995/- (AI Model)</p>
-------------------------------	---	--

## CT 1044 SS BB



WxDxH - 595x565x115 mm

- Stainless steel body
- 4 mm thick sturdy pan supports
- Multi-spark auto ignition (AI Model)
- ISI certified (CT 1044 SS BB)
- Ergonomic black knobs
- 360° Swivel type revolving inlet nozzle

**Cooking Output**  
 - Fuel efficient brass burner  
 - 2 big and 2 small burner

10,695/-

12,495/-  
(AI Model)

## CT 1037 SS HF BB



WxDxH - 720x440x115 mm

- Stainless steel body
- 4 mm thick sturdy pan supports
- Maximum cooking space
- ISI certified
- Ergonomic black knobs

**Cooking Output**  
 - Fuel efficient brass burner  
 - 1 high flame, 1 big and 1 small burner

9,495/-

## CT 1035 XL SS HF BB DT



WxDxH - 798x450x105 mm

- Maximum cooking space
- Stainless steel body, ISI certified
- 4 mm thick sturdy pan supports
- Stainless steel drip tray (1 removable & other fixed)
- Ergonomic black knobs

**Cooking Output**  
 - Fuel efficient brass burner  
 - 1 high flame, 1 big and 1 small burner

10,495/-

## CT 1035 SS HF BB



WxDxH - 720x440x115 mm

- Stainless Steel body
- 4 mm thick sturdy pan supports
- Multi-spark auto ignition (AI Model)
- ISI certified (CT 1035 SS HF BB)
- Ergonomic black knobs

**Cooking Output**  
 - Fuel efficient brass burner  
 - 1 high flame, 1 big and 1 small burner

9,995/-

11,795/-  
(AI Model)

## CT 1031 SS HF BB



WxDxH - 720x440x123 mm

- Stainless steel body
- ISI certified
- 4 mm thick sturdy pan supports
- Ergonomic black knobs
- 360° Swivel type revolving inlet nozzle

**Cooking Output**  
 - Fuel efficient brass burner  
 - 1 high flame, 1 big and 1 small burner

10,795/-

## CT 1033 SS HF DT BB



WxDxH - 740x455x105 mm

- Stainless steel body
- 4 mm thick sturdy pan supports
- ISI certified
- Stainless steel drip tray
- Ergonomic black knobs

**Cooking Output**  
 - Fuel efficient brass burner  
 - 1 high flame, 1 big and 1 small burner

9,995/-

## CT 1044 XL SS HF BB



WxDxH - 635x580x115 mm

- Maximum cooking space
- Stainless steel body, ISI certified
- 4 mm thick sturdy pan supports
- Anti ant jet- Ergonomic black knobs

**Cooking Output**  
 - Fuel efficient brass burner  
 - 1 high flame, 1 big and 2 small burner

11,695/-

## CT 1026 SS BB



WxDxH - 660x400x135 mm

- Stainless steel body
- 4 mm thick sturdy pan supports
- ISI certified
- Ergonomic black knobs
- 360° Swivel type revolving inlet nozzle

**Cooking Output**  
 - Fuel efficient brass burner  
 - 1 big and 1 small burner

6,895/-

## CT 1025 SS



WxDxH - 620x365x130 mm

- Stainless steel body
- 4 mm thick sturdy pan supports
- ISI certified
- Ergonomic black knobs
- 360° swivel type revolving inlet nozzle

**Cooking Output**  
 - Fuel efficient brass burner  
 - 1 big and 1 small burner

6,595/-

## CT 1021 SS BB



WxDxH - 700x360x175 mm

- Stainless steel body
  - MS pan support
  - ISI certified
  - Ergonomic black knobs
- Cooking Output**
- Fuel efficient brass burner
  - 1 big and 1 small burner

5,995/-

## CT 1020 SS BB



WxDxH - 620x330x135 mm

- Stainless steel body
  - MS pan support
  - Multi-spark auto ignition (AI Model)
  - ISI certified (CT 1020 SS BB)
  - Ergonomic black knobs
- Cooking Output**
- Fuel efficient brass burner
  - 1 big and 1 small burner

4,595/-

5,995/-  
(AI Model)

## CT 1020 SS AL



WxDxH - 620x330x135 mm

- Stainless steel body
  - MS pan support
  - Ergonomic black knobs
  - Straight nozzle
  - **Warranty:** Burner 5 years
- Cooking Output**
- Aluminium alloy burner for longer life
  - 1 big and 1 small burner

4,095/-

## CT 1023 SS



WxDxH - 620x330x135 mm

- Stainless steel body
  - MS pan support
  - Multi-spark auto ignition
  - ISI certified
  - Ergonomic black knobs
- Cooking Output**
- Fuel efficient brass burner
  - 1 big and 1 small burner


5,195/-




All glass cooking range with  
**Double ring forged brass burners**




**CR 2014 DB AI**

	<ul style="list-style-type: none"> <li>- Easy to clean 8 mm toughened glass</li> <li>- Oven light &amp; motorised rotisserie, Light in oven</li> <li>- Multi-spark auto ignition, Separate gas grill chamber</li> <li>- Gas oven with large viewing window glass door</li> <li>- Oven chamber - 62.6 lts. &amp; Grill chamber - 34.45 lts.</li> </ul> <p><b>Cooking Output</b></p> <ul style="list-style-type: none"> <li>- Forged brass burner with double ring flame (2 big &amp; 2 small)</li> <li>- WxDxH - 400x435x360 mm (oven) &amp; 400x435x360 mm (grill)</li> <li>- WxDxH - 515x600x895 mm (overall dimensions)</li> </ul>	<p>515 mm 67,995/-</p>
---	--	----------------------------

**CR 2012 PL TR CB AI**

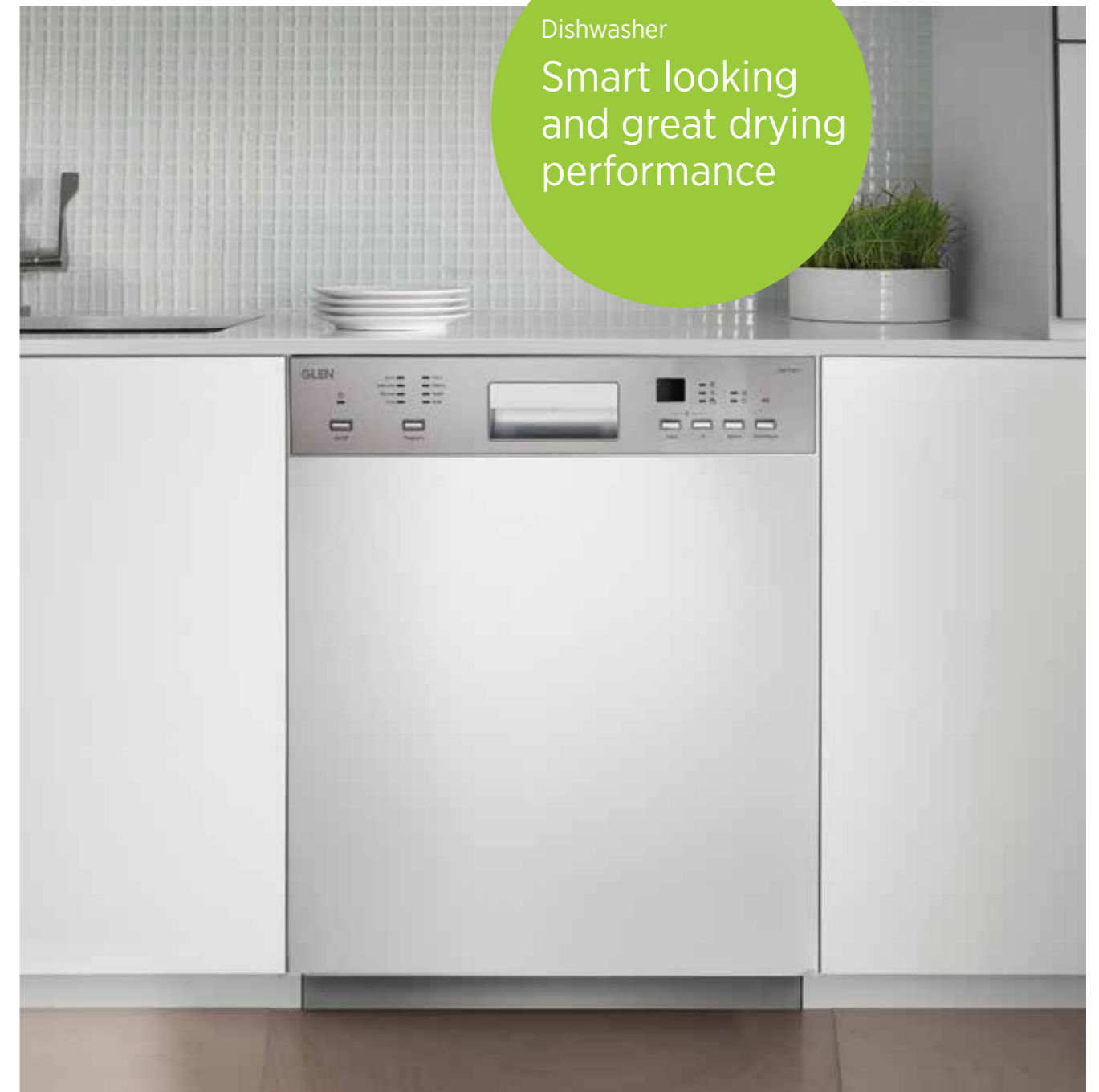
	<ul style="list-style-type: none"> <li>- Top lid - Toughened glass, Finish - Matt stainless steel</li> <li>- Gas Grill, Gas Oven, Auto ignition - Top burners</li> <li>- Front - Mirror finish toughened glass</li> <li>- Motorised rotisserie (optional)</li> <li>- Oven chamber - 62.6 lts. &amp; Grill chamber - 34.45 lts.</li> </ul> <p><b>Cooking Output</b></p> <ul style="list-style-type: none"> <li>- Aluminium alloy burners for faster cooking</li> <li>- 1 triple ring burner &amp; 3 aluminium alloy burners</li> <li>- Dimensions (WxDxH) - 515x600x895 mm</li> </ul>	<p>515 mm 55,995/-</p>
---	--	----------------------------

**CR 2011 SS TR**

	<ul style="list-style-type: none"> <li>- Spill Tray SS, Top lid - Toughened glass</li> <li>- Front - Black glass</li> <li>- Gas grill, Gas oven, Motorised rotisserie (optional)</li> <li>- Italian thermostat for single</li> <li>- Oven chamber - 62.6 lts. &amp; Grill chamber - 34.45 lts.</li> </ul> <p><b>Cooking Output</b></p> <ul style="list-style-type: none"> <li>- Aluminium alloy burners for faster cooking</li> <li>- 1 triple ring burner &amp; 3 Aluminium alloy burners</li> <li>- Dimensions (WxDxH) - 515x600x895 mm</li> </ul>	<p>515 mm 51,995/-</p>
---	--	----------------------------

**DW-7721J**

Dishwasher  
**Smart looking and great drying performance**



<ul style="list-style-type: none"> <li>- Built-in dishwasher semi-Integrated</li> <li>- Silver colour &amp; Grey basket, Memory function</li> <li>- Auto wash function, More space &amp; better flexibility</li> <li>- Separate cutlery tray</li> <li>- Concealed heating element, Better energy efficiency</li> <li>- 14 place settings, Child safety lock</li> <li>- Fully electric control, Easy to clean</li> </ul> <p><b>Dimensions</b></p> <ul style="list-style-type: none"> <li>- Size WxDxH - 598x570x815 mm, Opening W1xD1xH1 - 600x580x820 (Depth shown in specifications with door closed)</li> </ul>	<p>598 mm 79,995/-</p>
---	----------------------------

Note: The pictorial representation / brief description / specifications may not be identical to actual product due to continuous development. Specifications are subject to change without prior notice. This document is generated for information purpose only. The prices mentioned are applicable as on date of publication and are subject to change without prior notice.



8K\_0521/Colours 9810037571

Helpline 9717156666

**GLEN**

Live Better !

**Glen Appliances Pvt. Ltd.**

I-34, DLF Industrial Area, Phase I,  
Faridabad-121003.

Email: [enquiry@glenindia.com](mailto:enquiry@glenindia.com)

**SHOP ONLINE**  
[www.glenindia.com](http://www.glenindia.com)

