



# PARÉ

**INNOV2+**  
CEILING AND WALL SYSTEMS  
[www.pareindia.com](http://www.pareindia.com)

# About us

PARÉ Innovations is a leading player in the building material segment, specializing in top-notch surfaces for ceilings, walls and facade systems.

At PARÉ, we take immense pride in being at the forefront of innovation, introducing groundbreaking surfaces that have never been seen before in India. With our commercial base in Mumbai and our state-of-the-art manufacturing facility located near Vapi, Gujarat,

PARÉ is strategically positioned to serve the needs of our valued customers. Our founders have deep roots in the building material industry, which has propelled us to become pioneers in the Innovative Products revolution.



# Innovation

PARÉ Innovations prides itself on its state-of-the-art manufacturing unit, which utilizes advanced European manufacturing technology to manufacture products of superior quality. It has launched quite a few products while being the first manufacturer in India for most of them.

PARÉ Innovations has been a pioneer in introducing many new products to the Indian market. PARÉ Innovations commitment to quality and innovation has helped it become a leading player in various industries.

<b>About Us</b> .....	<b>02</b>
<b>Manufacturing</b> .....	<b>03</b>
<b>Technology</b> .....	<b>05</b>
<b>Interlocking</b> .....	<b>06</b>
<b>Introduction of INNOV2+</b> .....	<b>08</b>
<b>Dome</b> .....	<b>10</b>
<b>Prism</b> .....	<b>16</b>
<b>Stripes</b> .....	<b>22</b>
<b>Unic</b> .....	<b>28</b>
<b>Wave</b> .....	<b>36</b>
<b>Versatility</b> .....	<b>40</b>
<b>Installation</b> .....	<b>42</b>
<b>Custom Sizing &amp; Compatible Trims</b> .....	<b>44</b>
<b>Features</b> .....	<b>46</b>
<b>Shade Chart &amp; Technical Declaration</b> .....	<b>48</b>

## HEAT TRANSFER TECHNOLOGY

PARÉ Innovations unlocks the secrets of eternal allure with its revolutionary heat transfer technology. This European marvel infuses our panels with lifelike textures, capturing the exquisite essence of real wood in every intricate detail.

Imagine sun-kissed warmth gracing your fingertips, wood-grained elegance adorning your ceilings, and a space that breathes sophistication without effort. Our technology goes beyond mere replication; it imprints the very soul of wood, with every vein and knot whispering a tale of nature's artistry.

## FIRST TIME IN THE WORLD

PARÉ Innovations shatters limits with INNOV2+, this isn't just new products; it's a design playground unleashed. Imagine sculpting your walls, crafting curvaceous ceilings, and mixing shapes, finishes, and textures to create truly unique spaces. With our intuitive click-and-lock system, installation is a breeze, empowering you, architects, and designers alike to bring your wildest visions to life. So, ditch the flat and ordinary!

INNOV2+ is here to ignite your creativity and transform your spaces into stunning, sculptural masterpieces. These are more than just wall panels; it's a blank canvas for your design dreams. Ready to join the revolution? Explore INNOV2+ today!

## INTERLOCKING

PARÉ Innovation's innovative tongue and groove technology seamlessly interlocks panels, eliminating unsightly gaps and visible joints for a stunning, joint-free aesthetic. This intuitive system facilitates quick and efficient installation, ensuring rapid transformation of your space without compromising on flawless finishes.





INTRODUCTION OF

# INNOV2+



## D O M E

**Usage:** Internal ceilings, walls & external ceilings

**Shade available:** 17 shades



## P R I S M

**Usage:** Internal ceilings, walls & external ceilings

**Shade available:** 17 shades



# STRIPES

Usage: Internal ceilings,walls & external ceilings

Shade available: 17 shades



# UNIC

Usage: Internal ceilings,walls & external ceilings

Shade available: 17 shades



# WAVE

Usage: Internal ceilings,walls & external ceilings

Shade available: 25 shades

INTRODUCTION OF

# D O M E



## DOME

Elevate your space with our stunning Dome panels which can be used on your walls and ceilings. These intricately designed panels draw inspiration from the dome-shaped architecture, bringing a touch of timeless beauty to any space. Designed with meticulous attention to detail, PARÉ Dome Panels feature graceful curves and symmetrical patterns that effortlessly captivate the eye.

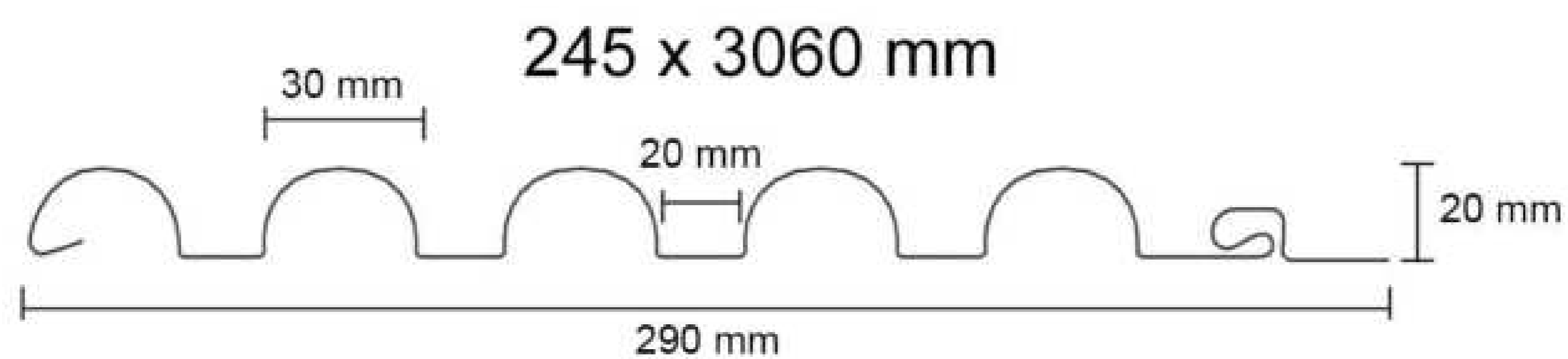
Usage: Internal ceilings, walls & external ceilings.



## DOME DB




## EFFECTIVE SIZING



# 17+ SHADES

AVAILABLE IN  
BASIC & DUAL TONE SHADE

Transform your space with Dome! Dive into a world of colour and texture, with **basic and dual tone** options to suit every mood. 17 diverse textures in each category let you personalize your space, creating a perfect reflection of your unique style.



BASIC SHADE



DUAL TONE (DB)

## SHADES




HONEY MAPLE  
(70)



DANISH TEAK  
(71)




OAK NOIR  
(72)



WHITE MIST  
(73)



NOCE GRANDE  
(74)



GOLD MAPLE  
(75)




ENGLISH NUT  
(76)




OAK WOOD OCRE  
(30)



SPICED WALNUT  
(36)



ARMANI GREY  
(62)



PORTORO  
(63)




ROYAL STATUARIO  
(64)



ORO  
(67)




RAME  
(68)



ARGENTO  
(66)




LINEN IVORY  
(89)



LINEN GREY  
(90)

\*\*Product colour may vary from that shown in picture.


ROYAL STATUARIO



SPICED WALNUT DB



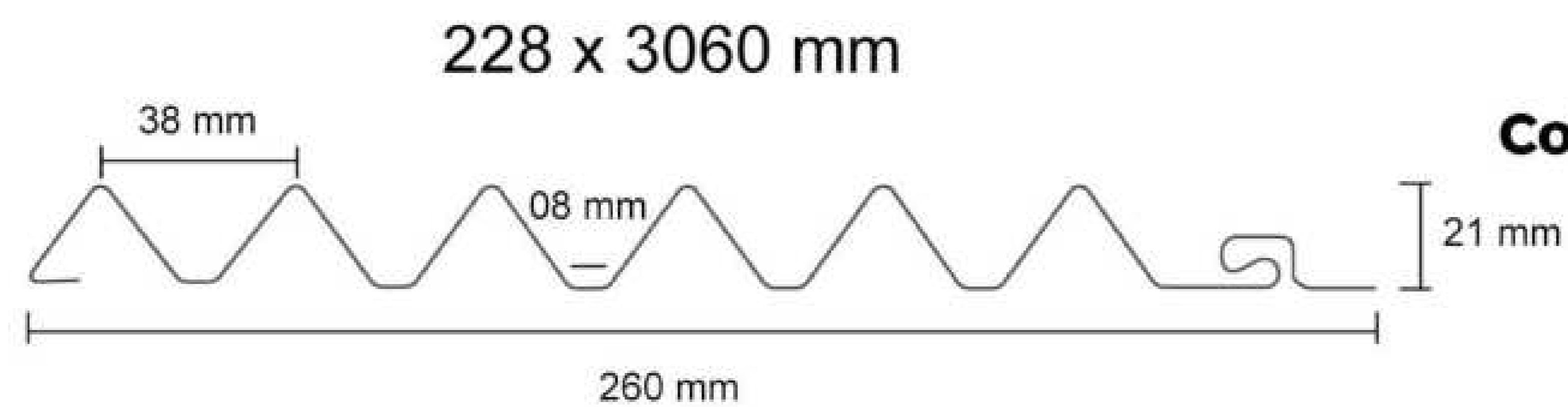
# PRISM



Unveiling Prism Panels, wall & ceiling system! Inspired by pyramids, these innovative panels offer endless design possibilities with their unique shape and vast color palette. Transform your space into a captivating masterpiece - the possibilities are endless!

Usage: Internal ceilings,walls & external ceilings.


## EFFECTIVE SIZING



## PRISM



## PRISM DB




# 17+ SHADES

AVAILABLE IN  
BASIC & DUAL TONE SHADE

Transform your space with Prism! Dive into a world of colour and texture, with **basic** and **dual tone** options to suit every mood. 17 diverse textures in each category let you personalize your space, creating a perfect reflection of your unique style.



BASIC SHADE



## SHADES



HONEY MAPLE  
(70)



DANISH TEAK  
(71)



OAK NOIR  
(72)



WHITE MIST  
(73)



NOCE GRANDE  
(74)



GOLD MAPLE  
(75)




ENGLISH NUT  
(76)



OAK WOOD OCRE  
(30)



SPICED WALNUT  
(36)



ARMANI GREY  
(62)



PORTORO  
(63)




ROYAL STATUARIO  
(64)




ORO  
(67)




RAME  
(68)



ARGENTO  
(66)



LINEN IVORY  
(89)



LINEN GREY  
(90)

DUAL TONE (DB)

\*\*Product colour may vary from that shown in picture.

HONEY MAPLE





INTRODUCTION OF

# STRIPES



Unleash the urban architect within with PARE INNOV2+ Stripes Panels, a revolutionary wall and ceiling system, captures the essence of New York's iconic skyline. Inspired by towering skyscrapers, these panels feature a unique design of alternating wide and narrow grooves, creating a dynamic interplay of light and shadow. Available in a kaleidoscope of modern shades, Stripes Panels empower you to personalize your space with a touch of urban sophistication.

Usage: Internal ceilings,walls & external ceilings.

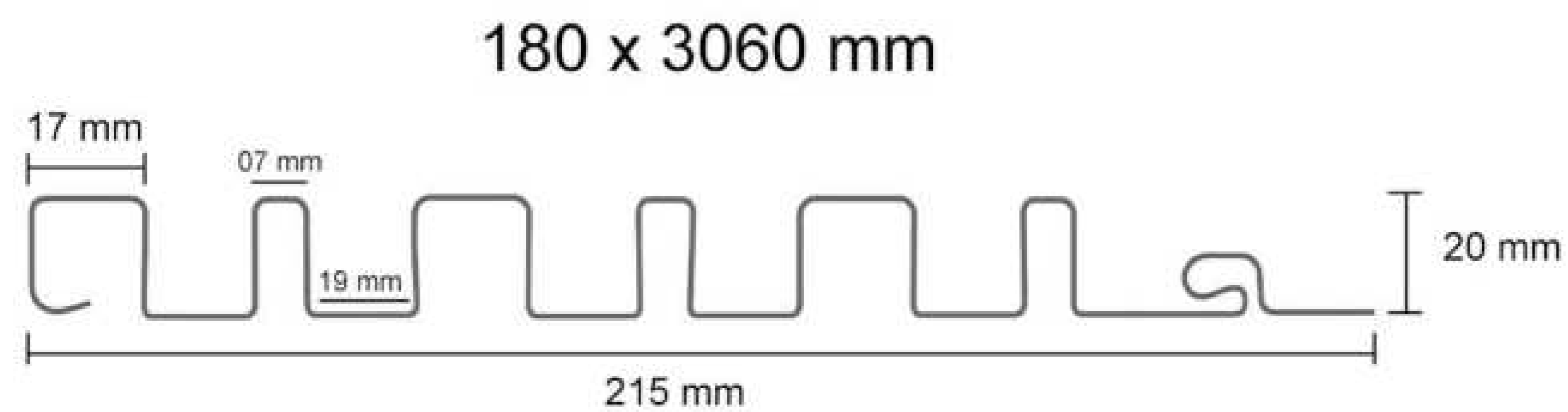
## STRIPES



## STRIPES DB



## EFFECTIVE SIZING



# 17+ SHADES


AVAILABLE IN  
BASIC & DUAL TONE SHADE

Transform your space with Stripes! Dive into a world of colour and texture, with **basic and dual tone** options to suit every mood. 17 diverse textures in each category let you personalize your space, creating a perfect reflection of your unique style.



Oak Wood Ocre

BASIC SHADE



## SHADES




HONEY MAPLE  
(70)




DANISH TEAK  
(71)



OAK NOIR  
(72)



WHITE MIST  
(73)



NOCE GRANDE  
(74)



GOLD MAPLE  
(75)



ENGLISH NUT  
(76)




OAK WOOD OCRE  
(30)



SPICED WALNUT  
(36)



ARMANI GREY  
(62)



PORTORO  
(63)




ROYAL STATUARIO  
(64)



ORO  
(67)



RAME  
(68)



ARGENTO  
(66)



LINEN IVORY  
(89)




LINEN GREY  
(90)


DUAL TONE (DB)

\*\*Product colour may vary from that shown in picture.

NOCE GRANDE



LINEN GREY DB



INTRODUCTION OF

# UNIC



## UNIC

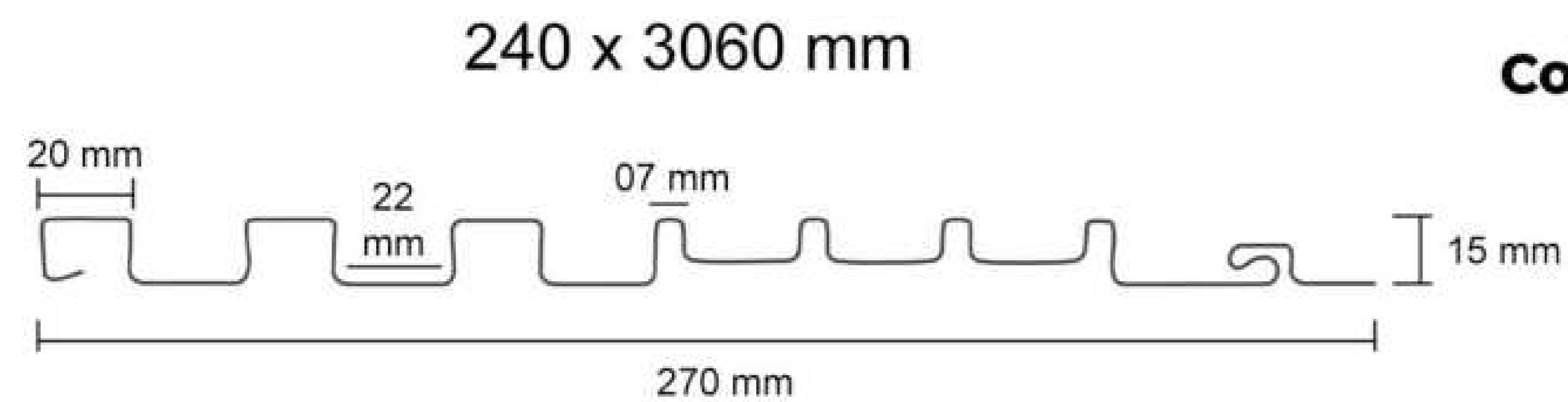
Dare to be different and make a bold statement with our Unic design. Unleash the magic within your walls, transcending the ordinary and infusing your home with a sense of wonder. The panels not only serve as a striking visual focal point but also invite you to explore the limitless possibilities of design.

Usage: Internal ceilings,walls & external ceilings.



## UNIC DB


### EFFECTIVE SIZING



# 17+ SHADES


AVAILABLE IN  
BASIC & DUAL TONE SHADE

Transform your space with Unic! Dive into a world of colour and texture, with **basic and dual tone** options to suit every mood. 17 diverse textures in each category let you personalize your space, creating a perfect reflection of your unique style.



Armani Grey DB

BASIC SHADE



DUAL TONE (DB)

## SHADES




HONEY MAPLE  
(70)



DANISH TEAK  
(71)



OAK NOIR  
(72)



WHITE MIST  
(73)



NOCE GRANDE  
(74)



GOLD MAPLE  
(75)



ENGLISH NUT  
(76)



OAK WOOD OCRE  
(30)



SPICED WALNUT  
(36)



ARMANI GREY  
(62)



PORTORO  
(63)




ROYAL STATUARIO  
(64)



ORO  
(67)




RAME  
(68)



ARGENTO  
(66)




LINEN IVORY  
(89)



LINEN GREY  
(90)

\*\*Product colour may vary from that shown in picture.

OAK WOOD OCRE





INTRODUCTION OF

# WAVE




## WAVE


Inspired by the graceful movement of ocean waves, these innovative panels add a touch of elegance and sophistication to any interior surfaces.

Meticulously crafted with an unwavering commitment to detail, these panels invite you to experience the soothing embrace of nature within the confines of your home or office. The undulating patterns mirror the ebb and flow of the sea, creating a visual symphony that resonates with harmony and grace.

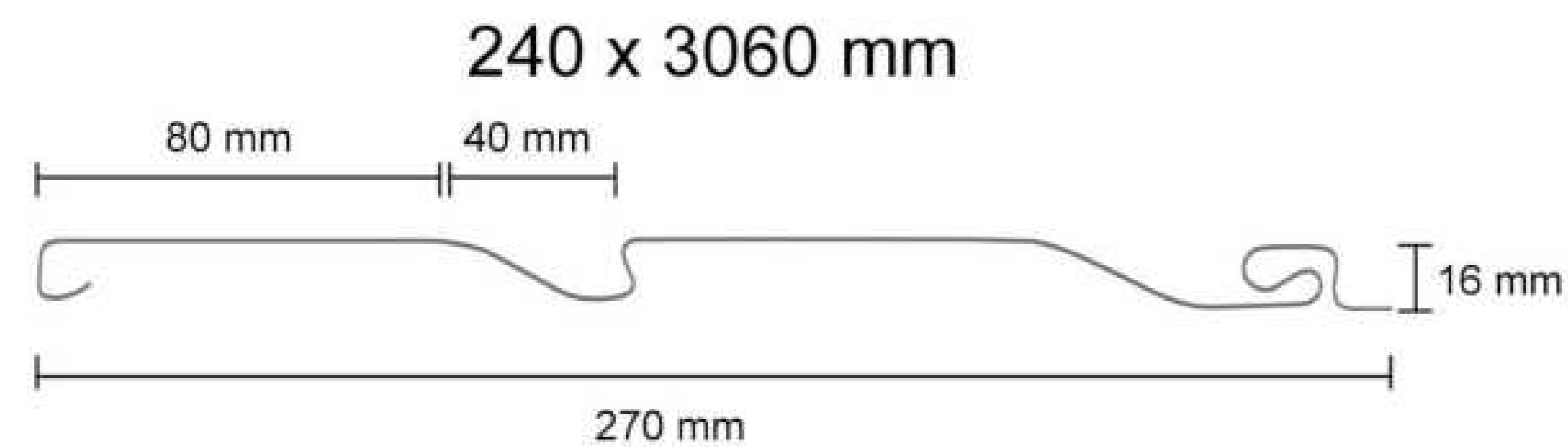
Usage: Internal ceilings, walls & external ceilings.



## WAVE PASTEL



## EFFECTIVE SIZING



# 25+ SHADES

AVAILABLE IN  
BASIC & PASTEL SHADE

Transform your space with Wave! Dive into a world of colour and texture, with **basic and pastel shade** options to suit every mood. 25 diverse textures in each category let you personalize your space, creating a perfect reflection of your unique style.



English Nut

BASIC SHADE

## SHADES




HONEY MAPLE  
(70)




DANISH TEAK  
(71)



OAK NOIR  
(72)



WHITE MIST  
(73)



NOCE GRANDE  
(74)



GOLD MAPLE  
(75)



ENGLISH NUT  
(76)



ROYAL STATUARIO  
(64)




PORTORO  
(63)



ARGENTO  
(66)



ORO  
(67)



RAME  
(68)



LINEN IVORY  
(89)



LINEN GREY  
(90)



OAK WOOD OCRE  
(30)



SPICED WALNUT  
(36)




SNOW WHITE  
(45)



MOCHA  
(47)




SKY BLUE  
(48)



STEEL BLUE  
(46)



MINT GREEN  
(52)



FOREST GREEN  
(49)



LIGHT GREY  
(50)



CLOUD GREY  
(51)



ARMANI GREY  
(62)


PASTEL SHADE

\*\*Product colour may vary from that shown in picture.

STEEL BLUE



OAK WOOD OCRE



## VERSATILITY


Embrace boundless creativity with INNOV2+, the revolutionary wall and ceiling panel system from PARÉ Innovations. This isn't just a product; it's an invitation to unleash your inner artist and sculpt spaces that truly reflect your vision. Imagine walls that curve gracefully with Dome panels, seamlessly transitioning into playful Stripes. Envision Unic panels forming geometric masterpieces alongside the dynamic flow of Waves, or Prisms creating captivating light play that blend effortlessly with any design.

It's not just about individual shapes; INNOV2+ empowers you to mix and match them seamlessly, thanks to a shared palette of over 17 stunning shades. And the best part? Our intuitive click-and-lock system makes installation a breeze, leaving you free to focus on the endless design possibilities. INNOV2+ is more than just panels; it's a blank canvas for your design dreams. Create signature walls and ceilings that tell your unique story, all with the ease of a single system. Are you ready to push the boundaries of design? Explore the endless possibilities of INNOV2+ today!



UNIC - ARMANI GREY DB

## VERSATILITY



Dome DB in white mist shade diagonally placed to enhance your home aesthetic.

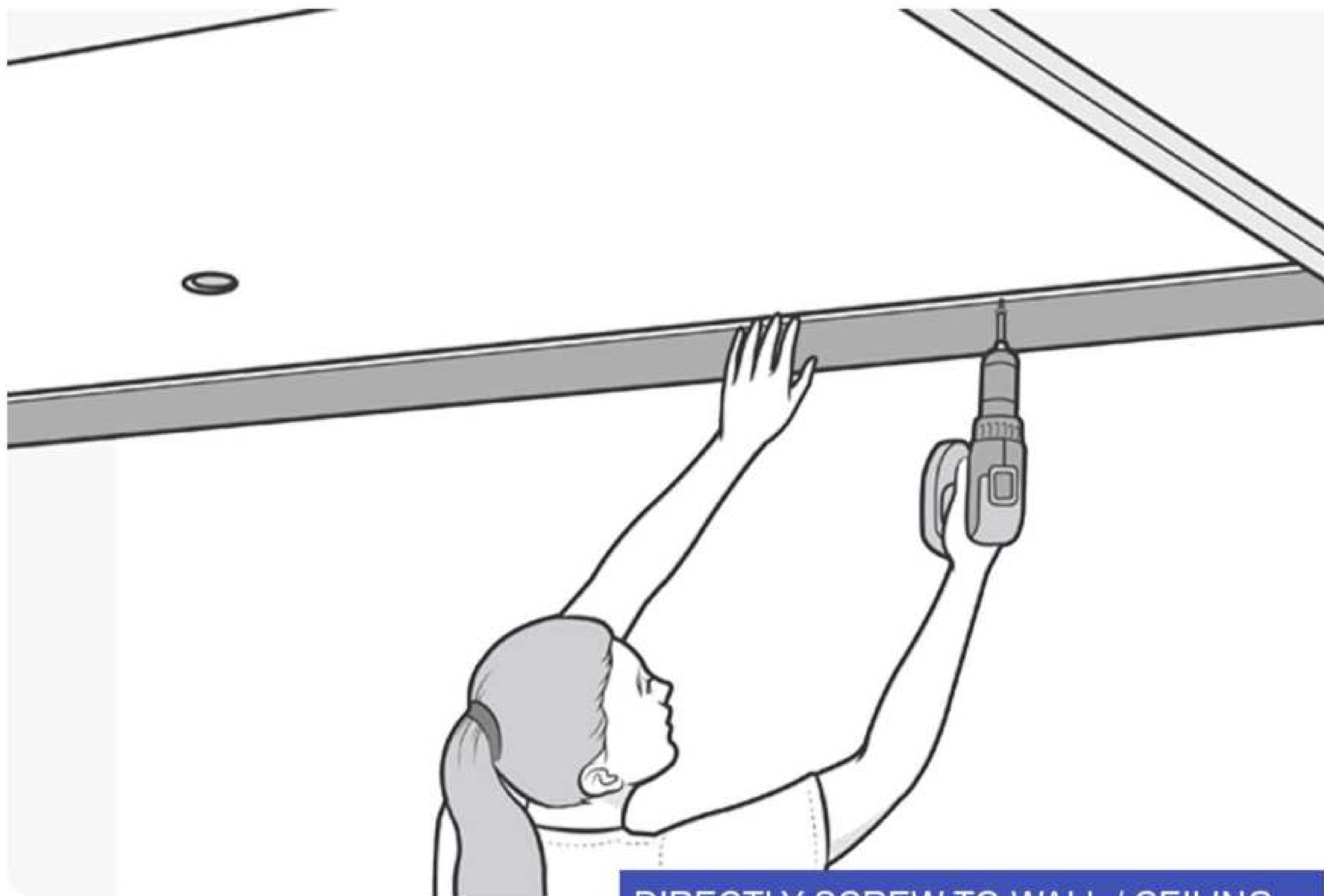


Stripes + Stripes DB is blended in above handy to give a sleek design look.




Dome, Prism, Stripes and Unic panels have been interlocked with one another to showcase versatility.

## INSTALLATION



DIRECTLY SCREW TO WALL / CEILING

Ditch plywood & messy adhesives! INNOV2+ panels screw directly onto walls, saving time & money. For ceilings, ensure proper support before screwing. Enjoy seamless interlocking - transform your space with ease!



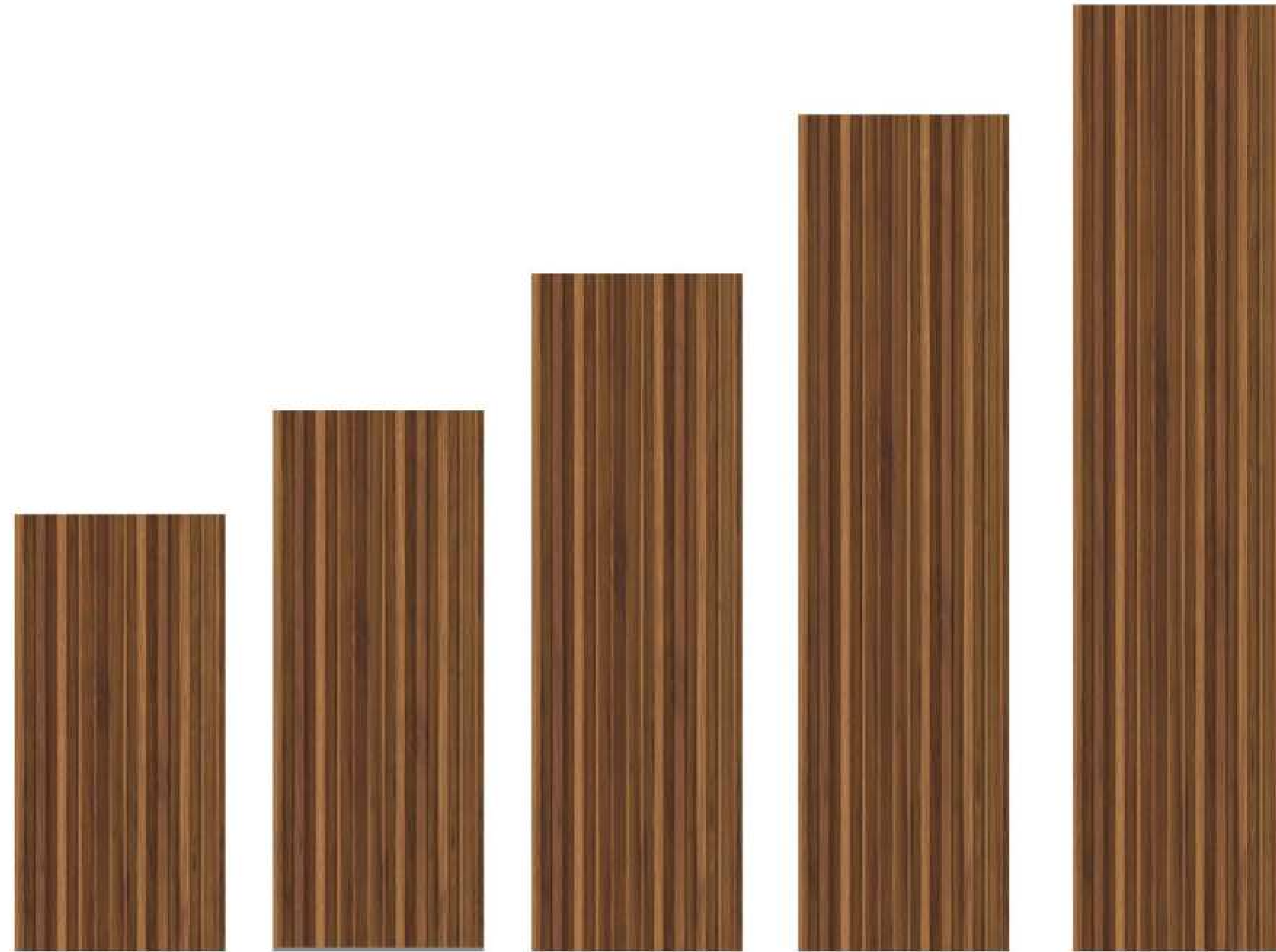
GI / ALUMINIUM FRAMING

GI or Aluminum framing can be used to create framing on which INNOV2+ Panels can be screwed on.





## CUSTOM SIZING




PARÉ presents tailored solutions with custom sizing for INNOV2+ Panels, allowing for the creation of panels ranging from 2m to 10m in length, imparting a seamless and aesthetically pleasing appearance.

The advantage of custom sizing extends beyond visual appeal, offering a cost-effective solution that enhances the overall aesthetic of a space. Experience the elegance of INNOV 2+ Panels, where customized dimensions seamlessly blend with practical cost efficiency.

## COMPATIBLE TRIMS

### J TRIM LARGE



### J TRIM PRO



### L TRIM



### L TRIM REVERSE



UNIC - GOLD MAPLE

# FEATURES



LIGHT WEIGHT



FIRE RETARDANT



CUSTOM SIZING



EASY TO INSTALL



WATERPROOF



ANTI BACTERIAL



NO VOC



10 YEAR WARRANTY



UNIQUE  
INTERLOCKING



IMPACT RESISTANCE



TERMITE FREE



LEAD FREE



RECYCLABLE



MAINTENANCE FREE



REAL WOOD LOOK



NO PLY REQUIRED



STRIPES - NOCE GRANDE

# SHADE CHART

	DOME	PRISM	STRIPES	UNIC	WAVE
Spiced Walnut	✓	✓	✓	✓	✓
Oak Wood Ocre	✓	✓	✓	✓	✓
Armani Grey	✓	✓	✓	✓	✓
Portoro	✓	✓	✓	✓	✓
Honey Maple	✓	✓	✓	✓	✓
Danish Teak	✓	✓	✓	✓	✓
Oak Noir	✓	✓	✓	✓	✓
White Mist	✓	✓	✓	✓	✓
Noce Grande	✓	✓	✓	✓	✓
Gold Maple	✓	✓	✓	✓	✓
English Nut	✓	✓	✓	✓	✓
Royal Statuario	✓	✓	✓	✓	✓
Argento	✓	✓	✓	✓	✓
Oro	✓	✓	✓	✓	✓
Rame	✓	✓	✓	✓	✓
Linen Ivory	✓	✓	✓	✓	✓
Linen Grey	✓	✓	✓	✓	✓
Snow White					✓
Mocha					✓
Sky Blue					✓
Steel Blue					✓
Mint Green					✓
Forest Green					✓
Light Grey					✓
Cloud Grey					✓

## TECHNICAL DECLARATION

### RELEVANT CODES AND REGULATIONS COMPLIANCE :

Conforms to ASTM Specifications D-4477

**Colour** : Uniformity is Spectrophotometrically Controlled.

**Lock** : Optically Measured and Controlled.

### PRODUCT TEST DATA :

Tests	Results
Impact Resistance	No deformation observed. (Tested at 50 LBS)
Tensile Strength, MPa:	> 37.0
Tensile Modulus, MPa:	> 2000
Surface Distortion	None at 120F
Length:	Within 1/4" of specification
Lock Control:	Complies
Colour Change:	<2 grayscales [16hrs under 1200W/m2 UV radiation at 50 degrees}
Squareness	<1/8" of square

### DECLARED PERFORMANCE :

ESSENTIAL CHARACTERISTIC	PERFORMANCE	HARMONISED TECHNICAL SPECIFICATION
Reaction to fire EN 13501-1	D-s3;d0	EN 13245-2:2009/AC:2010
Release of dangerous Substance	NPD	
Durability	A.4.65	



WAVE - GOLD MAPLE






Mfg. & Marketed by  
**PARÉ INNOVATIONS Pvt. Ltd.**

101 - 103, Jai Commercial Complex, Cadbury Junction,  
Thane (W), Maharashtra, India - 400601

 [www.pareindia.com](http://www.pareindia.com)  @pareindia

 +91 8356954856  [hello@pareindia.com](mailto:hello@pareindia.com)



DOME - ORO DB